

Grade 3

Unit 2

My Family



Functions:

- Asking about and introducing family members



Editörler


Prof. Dr. Paşa Tevfik CEPHE
Prof. Dr. Kemal Sinan ÖZMEN
Prof. Dr. Cem BALÇIKANLI

Yazarlar

Fatma DEMİRCAN
Gonca AKISKALI
Aysel BERKET
Ferdî GÜNAY

Görsel Tasarım Uzmanları

Tolga TANYEL
Nafize AĞIR
Bahadır UYSAL

Function 1		Listening	
Grade	3 (A1)		
Function	Asking about and introducing family members		
Skills	Speaking (warm up) Listening for general information Listening for specific information Speaking (fluency)		
Duration	30 minutes		
Materials Required	Family photo in Appendix A “Who is this?” song from eba.gov.tr (https://bit.ly/2LCrUAH) Students’ own family photos Worksheet in Appendix A Worksheet in Appendix B Worksheet in Appendix C Worksheet in Appendix D		
Aims	To recognize kinship terms To talk about family members		
Procedures	<ol style="list-style-type: none"> 1. The teacher shows the family picture in Appendix A, then asks the students who and where they are. After eliciting answers from the students, the teacher asks the students to match the words with the people in the picture. 2. The students are expected to group the kinship terms according to their gender. Some are used for both males and females. 3. The teacher plays the “ Who is this? ” song on EBA and asks the students to tick the kinship terms they have heard. The teacher replays the video and asks the students to write the suitable kinship term under the correct picture. 4. The teacher asks the students to take their family photos out. S/he asks the students to work in pairs and ask and answer questions about each other’s family members. 5. The teacher asks the students to focus on the Spotlight in Appendix B. 6. The teacher asks the students to stick the photos of their family members on the family tree and introduce them to the class. 		

Lead in

a. Look at the picture.
Answer the questions.

Who are they?
Where are they?



b. Match the words with the people in Lead in a.

a. mother b. sister c. brother d. grandfather e. grandmother f. father

c. Group the words.

aunt / brother / cousin / daughter / father / mother /
sister / son / uncle / grandmother / grandfather

male
.....
.....
.....
.....
.....
.....

female
.....
.....
.....
.....
.....
.....



a. Listen to the “Who is this?” song and tick the words you hear in the song.

mother

grandfather

sister

grandmother


father

uncle

aunt

b. Listen again. Who are they?

1



.....

2



.....

3



.....

4



.....



Ask and answer questions about your family members.

Who is she?

She is my mother.



Who is this?

This is my father.



Spotlight

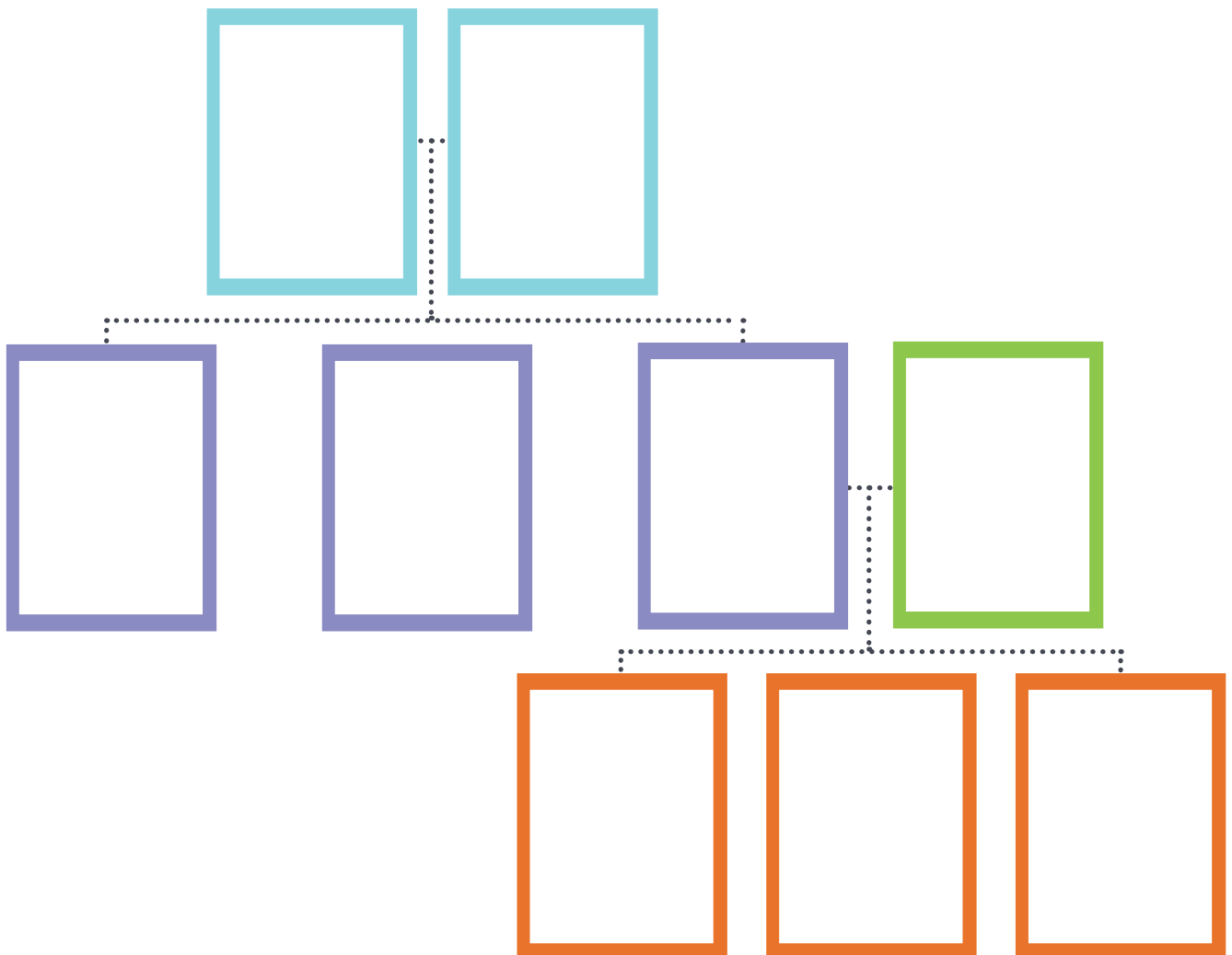
Who are they?
Are they similar?

Like father, like son.



Project

Stick your family members' photos on the family tree.
Introduce your family members.



Function 1 Appendix A Lead in b

1. f
2. d
3. b
4. e
5. a
6. c

Lead in c

male: brother, cousin, father, son, uncle, grandfather

female: aunt, cousin, daughter, mother, sister, grandmother

Appendix B Listening a

grandmother-grandfather- uncle- aunt

Listening b

1. grandfather
2. aunt
3. grandmother
4. uncle

References

(2018) İngilizce Dersi Öğretim Programı (İlkokul ve Ortaokul 2,3,4,5,6,7 ve 8. sınıflar). **Ankara: MEB**

Visual References

<u>Name</u>	<u>Date</u>	<u>Pages</u>	<u>Web pages</u>
shutterstock_250713145	28.07.2020	6	https://www.shutterstock.com/tr/image-illustration/illustration-school-children-250713145