

# ENGLISH 6

## UNIT 3



**Describing places (Making comparisons)**  
**Describing what people are doing now (Making simple inquiries)**



## **EDİTÖRLER**

Prof. Dr. Pařa Tefik CEPHE

Prof. Dr. Kemal Sinan ÖZMEN

Prof. Dr. Cem BALÇIKANLI

## **YAZARLAR**

Emine ÇATLI

Gülřen ÇEPİK

Ayře Gül ÜNLÜ

Halise YİĞİT

## **GÖRSEL TASARIM**

Uğur GÖKMENOĞLU





Grade	6
Function	Describing places (Making comparisons).
Skills	Reading. Reading integrated with speaking. Reading for skimming and scanning.
Duration	45 mins.
Materials Required	Lead in activity in Appendix A. Reading activities in Appendix B.
Aims	To identify a gist of the text. To practise describing places. To review making comparisons.
Procedures	<ol style="list-style-type: none"> <li>1. The teacher asks the students to look at the photos and write their names under them as a lead-in activity in Appendix A.</li> <li>2. The teacher asks the students to match the given adjectives with the given nouns.</li> <li>3. The teacher asks the students to read the text in Appendix B and to choose the correct option.</li> <li>4. The teacher asks the students to mark the statements as T/F.</li> <li>5. The teacher asks the students to complete the missing letters and find the adjectives. The teacher asks the students to correct their peers' mistakes.</li> <li>6. The teacher asks the students to follow the steps and play the game.</li> </ol>



## Appendix A

### Lead in

1. Write the words under the correct photos.

amusement park / building / hotel / park / street



.....



.....



.....



.....



.....

2. Match the adjectives with the nouns.

Adjective	Noun
-quiet	-buildings
-crowded	-amusement parks
-clean	-streets
-modern	-parks
-exciting	-restaurants/hotels

E.g. quiet parks

1. ....
2. ....
3. ....
4. ....



## Appendix B

1. Read the text and choose the correct option.

Hasan and Doruk are best friends. They live in Aydın but Doruk moves to İstanbul because of his father's job. Hasan texts a message to Doruk.

**Hasan:** Hi, Doruk. How are you?

**Doruk:** Hi, my friend. I'm fine. What about you?

**Hasan:** I'm OK. But I really miss spending time with you. How is your new life in İstanbul?

**Doruk:** Well, we live in the city center. It is more crowded than Aydın. The buildings in our neighbourhood are higher and more modern.

**Hasan :** It sounds good. Is it easy to get to your school?

**Doruk:** Oh, no! Unfortunately, the traffic is heavier than our city. I spend too much time in traffic.

**Hasan:** Really? It must be hard to live there.

**Doruk:** Sure. But there are many enjoyable and interesting places, as well. For example, amusement parks and shopping centers are bigger and more exciting in İstanbul.

**Hasan:** Oh, great. I'm happy for you. Aydın is still quite hot in September. What is the weather like in İstanbul?

**Doruk:** The temperature is lower than Aydın but luckily it is sunny here, too.

**Hasan:** Wow! It's wonderful. I'm very happy to hear from you. See you later.

**Doruk:** See you. Bye.



|Type a message







## 4. Follow the steps and play the game.

### Steps:

- \* Work in pairs.
- \* Make as many comparative sentences as you can by looking at the photos and the sample sentences.
- \* You have 5 minutes.
- \* The group which has more correct statements wins the game.



**E.g.** The building on the right is higher than the one on the left.  
The building on the left is older than the one on the right.



1



2



3



4



# LISTENING



Grade	6
Function	Describing places (Making comparisons).
Skills	Listening. Listening for specific information. Listening integrated with reading.
Duration	40 mins.
Materials Required	Lead-in questions in Appendix A. Track 8 for listening activities in Appendix B. Track 9 for pronunciation.
Aims	To practise describing places. To review making comparisons.
Procedures	<ol style="list-style-type: none"><li>1. The teacher asks the students to answer the lead in questions in Appendix A.</li><li>2. The teacher asks the students to listen to the text and complete the missing information on the text in Appendix B.</li><li>3. The teacher asks the students to listen again and answer the questions.</li><li>4. The teacher asks the students to match the halves of the sentences related to the listening text.</li><li>5. The teacher asks the students to listen and repeat the sentences in Track 9 for pronunciation.</li><li>6. The teacher asks the students to look at the word pairs and compare them by using the given adjectives.</li></ol>





## Appendix A

### Lead in

#### Answer the questions.

- What kind of holidays do you like?
- What is more important for you to choose a holiday destination?  
a) accommodation    b) price    c) entertainment

## Appendix B

### Track 8

1. Listen to the text and complete the missing parts.

**Kyle and Patric are planning to go for a holiday to Turkey. They go to the tourism information office to get help.**

**Mr.Brighton:** Welcome, how can I help you?

**Patric:** We're planning to go for a holiday next month to Turkey. But we can't decide the type of our holiday.

**Kyle:** In fact, I want to go to a (1) ..... destination. I want to swim and sunbathe. I want to relax in a more peaceful place. But my husband thinks different. Don't you Patric?

**Patric:** You're right. I want to visit somewhere to learn different cultures and to taste local food.

**Mr.Brighton:** Well, I can suggest two destinations. I think, they both are very suitable for you. Antalya is very popular with its gorgeous beaches. The other option is İstanbul with its magnificent historical places. The accommodation in Antalya is (2) ..... than İstanbul. The hotels are (3) ..... and (4) ..... Also, the weather is hotter than İstanbul. You can enjoy the sunny weather. It is (5) ..... to spend time in the hotels because there are many animators there. On the other hand, İstanbul is (6) ..... than Antalya. You can find many historical places. Visiting these places is (7) ..... than just sunbathing. On that date, it is (8) ..... than Antalya. But it is not a problem for your holiday. You can find (9) ..... local food in İstanbul. I should remind you that the traffic is (10) ..... than Antalya. That is all I can say. The choice is yours.

**Kyle:** I think, we can decide our destination by the help of your information.

**Patric:** Thank you so much.

# LISTENING



2. Listen to Track 8 again and answer the questions.

1. Why are Kyle and Patric in the tourism information office?  
.....
2. What kind of holiday does Kyle want to go?  
.....
3. What is Antalya famous for?  
.....
4. Which city is more crowded?  
.....
5. Where can they find more delicious local food?  
.....

3. Match the first half of the sentence to the second half.

- |                                  |       |                                   |
|----------------------------------|-------|-----------------------------------|
| a) Antalya is very popular with  | ..... | 1. more expensive than İstanbul.  |
| b) Patric wants to taste         | ..... | 2. heavier than Antalya.          |
| c) Accommodation in Antalya is   | ..... | 3. more exciting than sunbathing. |
| d) The traffic in İstanbul is    | ..... | 4. its gorgeous beaches.          |
| e) Visiting historical places is | ..... | 5. local food                     |

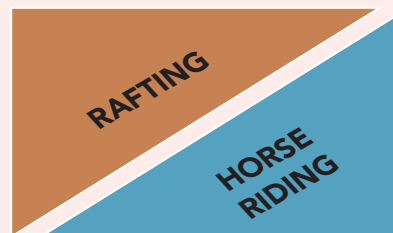

## Track 9

### Pronunciation

#### Listen and repeat.

- December is colder than September.
- Water is heavier than ice.

4. Look at the word pairs and compare them by using the given adjectives.



E.g. Russia is **colder** than Spain.

\***cold**  
\*crowded  
\*cheap

\*big  
\*fast  
\*heavy

\*dangerous  
\*exciting  
\*expensive



Grade	6
Function	Describing places (Making comparisons).
Skills	Speaking for fluency. Speaking to focus on the structure.
Duration	30 mins.
Materials Required	Lead-in activity in Appendix A. Speaking activity in Appendix B.
Aims	To focus on describing places. To review making comparisons.
Procedures	<ol style="list-style-type: none"> <li>1. The teacher asks the students to find the hidden comparative adjectives and circle them on the puzzle as a lead-in activity in Appendix A.</li> <li>2. The teacher asks the students to share their answers with the whole class.</li> <li>3. The teacher asks the students to work in pairs and to look at the sample photos and the given sample sentences related to those photos in Appendix B.</li> <li>4. The teacher asks the students to make conversations as in the example. The teacher observes the students while they are making conversations.</li> </ol>



## Appendix A

### Lead in

Find the hidden comparative adjectives and circle.

C	O	L	D	E	R	H	W
H	B	A	S	T	X	O	I
E	A	S	I	E	R	T	D
A	W	R	Z	P	D	T	E
P	G	S	O	F	T	E	R
E	H	C	F	P	S	R	Y
R	I	C	H	E	R	T	U

## Appendix B

1. Work in pairs. Look at the photos. Ask and answer questions as in the example.



**TIGER**

**GIRAFFE**

**E.g.**

**Student A:** Which animal is taller?

**Student B:** A giraffe is taller than a tiger.

**Student A:** Which animal is stronger?

**Student B:** A tiger is stronger than a giraffe.

**Student A:** Which one is faster?

**Student B:** A tiger is faster than a giraffe.

# SPEAKING



1



2



3



4



# READING



Grade	6
Function	Describing what people are doing now (Making simple inquiries).
Skills	Reading. Reading integrated with speaking. Reading for skimming and scanning.
Duration	40 mins.
Materials Required	Lead-in activity in Appendix A . Reading text in Appendix B. Reading activities in Appendix B.
Aims	To focus on what people are doing now. To practise making simple inquiries. To identify a gist of the text. To state personal opinion.
Procedures	<ol style="list-style-type: none"><li>1. The teacher asks the students to match the photos with the given statements in Appendix A.</li><li>2. The teacher asks the students to read through the text and find what it is about in Appendix B.</li><li>3. The teacher asks the students to read the text in Appendix B and asks them to match each paragraph with the given topic.</li><li>4. Then, the teacher asks the students to answer the questions.</li><li>5. The teacher asks the students to match the words with the photos then leads the students to do peer correction.</li><li>6. The teacher leads the students to introduce somewhere they choose by answering the questions. Finally, the teacher asks the students to share their own answers with the whole class.</li></ol>



## Appendix A

### Lead in

Look at the photos and match them with the given statements.



- ..... 1. He is feeding the dog.
- ..... 2. They are playing football in the park.
- ..... 3. It is climbing the tree.
- ..... 4. She is talking on the phone on the street.
- ..... 5. He is cleaning the street.
- ..... 6. She is walking and listening to music.
- ..... 7. He is driving.
- ..... 8. She is riding a bicycle.
- ..... 9. He is delivering the letters.



## Appendix B

1. Read through the text and say what it is about.



**You are surfing on instagram. One of the travellers that you follow shares a video in Rome.**

Hello my followers! Now, I'm in Italy, Rome. I'm here to introduce the city center of Rome. I think, this video will be very useful for the people who are planning a trip to Rome.

I'm in La Fontana Di Trevi. The people are throwing coins into the fountain for their wishes. It is a quite crowded place in Rome. The woman in white over there is taking selfie in front of the fountain. Look! There is a street band here. They are playing instruments and singing all together. The people around them are enjoying their performance.

Now, come with me. Let me show you the Spanish Ladders. It's very close. Here it is! It is another popular tourist attraction in Rome. The people are climbing the ladders. It should be hard for them. Look at this way! Wow! A group of teenagers are dancing. It's amazing. A beautiful old couple is watching them. It's a very fantastic city.

I think you should come and visit here as soon as possible. I believe you can find many different activities to do. Keep on following me. See you in another destination. Bye!





2. Match the paragraphs with their topics.

**Paragraph 1** = .....      **a)** talking about the Spanish Ladders

**Paragraph 2** = .....      **b)** making conclusion

**Paragraph 3** = .....      **c)** introducing the topic

**Paragraph 4** = .....      **d)** talking about La Fontana Di Trevi

3. Read the text again and answer the questions.

1. Where is the traveller in the video?

.....

2. Which tourist attractions is she visiting in Rome?

.....

3. What is the woman in white doing?

.....

4. Are the people around the street band enjoying the performance?

.....

5. What is the old couple watching?

.....



4. Match the words with their pictures.



a) fountain



b) coin

c) ladder

d) band



e) tourist attraction

5. Imagine that you are a traveller. You are taking a video for your followers in a tourist attraction. Introduce the place you choose by answering the given questions.

- Where are you?
- What are you doing?
- What are the people around you doing?



# LISTENING



Grade	6
Function	Describing what people are doing now (Making simple inquiries).
Skills	Listening. Listening for specific information. Listening integrated with reading.
Duration	40 mins
Materials Required	Lead-in activity in Appendix A. Track 10 for listening activities in Appendix B. Track 11 for pronunciation.
Aims	To review what people are doing now. To focus on making simple inquiries.
Procedures	<ol style="list-style-type: none"><li>1. The teacher asks the students to answer the lead in questions in Appendix A.</li><li>2. The teacher asks the students to put the dialogue in the right order in Appendix B.</li><li>3. The teacher asks the students to mark the statements as true or false.</li><li>4. The teacher asks the students to look at the examples and make statements.</li><li>5. The teacher asks the students to listen and repeat the words in Track 11 for pronunciation.</li><li>6. The teacher asks the students to talk as in the example. The teacher observes the students while they are talking.</li></ol>



## Appendix A

### Lead in

**Answer the questions.**

- Where are the people?
- What are they doing?



## Appendix B

### Track 10

1. Listen to the text and number the dialogue in the correct order.

**Brad is in a music festival in the city center. He is bored and calls one of his friends to pick him up.**

- Brad:** Hello Tim!
- Brad:** At the cafe near the cinema.
- Tim:** Hi Brad! Where are you?
- Tim:** Why not?
- Tim:** OK. I'm leaving the house now. See you in about 15 minutes.
- Brad:** It is very crowded and I am not having fun.
- Brad:** I'm having a sandwich and standing away from the stage. It's a boring night. Do you want to meet for a coffee?
- Brad:** I'm in the music festival but I'm not having a good time.
- Tim:** What are you doing?
- Tim:** Sure. Where shall we meet?

# LISTENING



2. Mark the statements as true(T) or false(F).

1. Tim is in the music festival. **T / F**
2. Brad is not having fun. **T / F**
3. The festival is in the city center. **T / F**
4. Brad is having pizza. **T / F**
5. Brad is standing away from the stage. **T / F**

3. Look at the example and make statements.

**E.g. Tim / leave / the house**

**Tim is leaving the house.**

1. Brad / have / sandwich

.....

2. I / not / have / good time

.....

3. Brad/not/have/fun

.....

4. Brad/stand/away from the stage

.....

## Track 11

### Pronunciation

Listen and tick. Listen again and repeat.

	/n/	/ŋ/
wearing		
rain		
making		
shine		
fishing		
run		

4. Imagine that you are at the picnic with your family. Look around you and tell what the people are doing at the moment as in the example.



**E.g:** A boy is flying a kite with his parents.




Grade	6
Function	Describing what people are doing now (Making simple inquiries).
Skills	Speaking for fluency. Speaking to focus on the structure.
Duration	30 mins.
Materials Required	Lead-in activity in Appendix A. Speaking activity in Appendix B.
Aims	To review what people are doing now. To focus on making simple inquiries.
Procedures	<ol style="list-style-type: none"> <li>1. The teacher asks the students to look at the sample picture and make sentences as in the example and then draw them in the boxes in Appendix A.</li> <li>2. The teacher asks the students to share their answers with the whole class.</li> <li>3. The teacher asks the students to work in pairs and try to find the one who their deskmate choose from the picture by asking yes/no questions as in the example in Appendix B.</li> <li>4. The teacher observes the students while they are speaking.</li> </ol>



## Appendix A

### Lead in

Look at the picture and make statements by using the prompts as in the example. Then, draw them in the boxes.



Read/library    **E.g.:** He is reading at the library.

Blank box for drawing the first statement.

1. visit/museum

.....

Blank box for drawing the second statement.

2. skip rope/park

.....

Blank box for drawing the third statement.

3. watch/cinema

.....



## Appendix B

1. Work in pairs. Play "guess who" game. Try to find the one that your friend choose by asking yes/no questions as in the example.

**E.g. Student A:** Is she wearing a helmet?

**B:** No, she isn't.

**A:** Is she skipping rope?

**B:** Yes, she is.



## Useful Language

We use these phrases while making conversation.

**A: Hey!** What are you doing?

**B:** I'm taking a photo of you! Smile!

**A:** Guess what! I have got tickets for the concert tonight!

**B: Really!**

**A:** Jennifer Lopez is sitting near me!

**B: Wow!** It's amazing!





## Idiom Time

**Put all your eggs in one basket.**

**Meaning:** To depend on a single person or plan of action for your success.

**E.g:** I'm applying for several jobs because I don't really want to put all my eggs in one basket.

Circle the correct option to complete the dialogue.

**A:** .....

**B:** Don't put all your eggs in one basket.

**a)** I'm planning to invest all my money on stocks.

**b)** I'm planning to study hard and apply for different courses.



## Project Time

\* Take the photos of your neighbourhood on a weekday morning.

\* Prepare a poster describing what everyone is doing.

\* You can use the professions as well.



# ANSWER KEY

## UNIT 3

### READING

#### PAGE 2

#### LEAD IN

#### EXERCISE 1

1. hotel
2. park
3. street
4. amusement park
5. building

#### EXERCISE 2

1. crowded restaurants/hotels
2. clean streets
3. modern buildings
4. exciting amusement parks

#### PAGE 4

#### EXERCISE 1

1. b
2. b
3. a
4. b
5. a

#### EXERCISE 2

1. more crowded
2. heavier
3. bigger
4. more modern
5. lower

#### EXERCISE 3

1. interesting
2. modern
3. crowded
4. enjoyable
5. exciting

# ANSWER KEY

## LISTENING

### PAGE 7

#### LEAD IN

E.g. I like camping holiday, cultural holiday, cruise holiday, safari holiday, ecotourism holiday, beach holiday...

#### EXERCISE 1

1. hotter
2. more expensive
3. more luxurious
4. more comfortable
5. more enjoyable
6. more crowded
7. more exciting
8. colder
9. more delicious
10. heavier

### PAGE 8

#### EXERCISE 2

1. Because, they can't decide the type of their holiday.
2. Kyle wants to go to a beach holiday.
3. Antalya is famous for its gorgeous beaches.
4. İstanbul is more crowded than Antalya.
5. You can find more delicious local food in İstanbul.

#### EXERCISE 3

- a) 4
- b) 5
- c) 1
- d) 2
- e) 3

## SPEAKING

### PAGE 10

#### LEAD IN

ACROSS: COLDER / EASIER / SOFTER / RICHER  
DOWN: HOTTER / WIDER

# ANSWER KEY

## READING

### PAGE 13

#### LEAD IN

1. g
2. f
3. h
4. a
5. d
6. i
7. c
8. e
9. b

### PAGE 14

#### EXERCISE 1

It is about a traveller who is describing the city center of Rome.

### PAGE 15

#### EXERCISE 2

Paragraph 1=c  
Paragraph 2=d  
Paragraph 3=a  
Paragraph 4=b

#### EXERCISE 3

1. She is in Rome.
2. She is visiting La Fontana Di Trevi and The Spanish Ladders.
3. She is taking selfie in front of the fountain.
4. Yes,they are.
5. They are watching a group of teenagers who are dancing.

### PAGE 16

#### EXERCISE 4

- a) 2
- b) 4
- c) 1
- d) 5
- e) 3

# ANSWER KEY

## LISTENING

### PAGE 18

#### LEAD IN

- The people are in the music festival.
- They are listening to the music./They are dancing./They are watching the band.

#### EXERCISE 1

1 -9 -2 -4 -10 -5 -7 -3-6 -8

### PAGE 19

#### EXERCISE 2

1. F
2. T
3. T
4. F
5. T

#### EXERCISE 3

1. Brad is having sandwich.
2. I am not having a good time.
3. Brad is not having fun.
4. Brad is standing away from the stage.

## PRONUNCIATION

	/n/	/ŋ/
wearing		✓
rain	✓	
making		✓
shine	✓	
fishing		✓
run	✓	

### PAGE 23

#### IDIOM TIME

1. a

# ANSWER KEY

## TRACK 8

1. Listen to the text and complete the missing parts.

Kyle and Patric are planning to go for a holiday to Turkey. They go to the tourism information office to get help.

Mr.Brighton: Welcome, how can I help you?

Patric: We're planning to go for a holiday next month to Turkey. But we can't decide the type of our holiday.

Kyle: In fact, I want to go to a hotter destination. I want to swim and sunbathe. I want to relax in a more peaceful place. But my husband thinks different. Don't you Patric?

Patric:You're right. I want to visit somewhere to learn different cultures and to taste local food.

Mr.Brighton: Well, I can suggest two destinations. I think, they both are very suitable for you. Antalya is very popular with its gorgeous beaches. The other option is Istanbul with its magnificent historical places. The accommodation in Antalya is more expensive than Istanbul. The hotels are more luxurious and more comfortable. Also, the weather is hotter than Istanbul. You can enjoy the sunny weather. It is more enjoyable to spend time in the hotels because there are many animators there.

On the other hand, Istanbul is more crowded than Antalya. You can find many historical places. Visiting these places is more exciting than just sunbathing.

On that date, it is colder than Antalya. But it is not a problem for your holiday.

You can find more delicious local food in Istanbul. I should remind you that the traffic is heavier than Antalya. That is all I can say. The choice is yours.

Kyle: I think, we can decide our destination by the help of your information.

Patric: Thank you so much.

## TRACK 9

Pronunciation

Listen and repeat.

-December is colder than September.

-Water is heavier than ice.

## TRACK 10

1. Listen to the text and number the dialogue in the correct order.

Brad is in a music festival in the city center. He is bored and calls one of his friends to pick him up.

Brad: Hello Tim!

Tim: Hi Brad! Where are you?

Brad: I 'm in the music festival but I'm not having good time.

Tim: Why not?

Brad: It is very crowded and I am not having fun.

Tim: What are you doing?

Brad: I'm having a sandwich and standing away from the stage. It's a boring night.

Do you want to meet for a coffee?

Tim: Sure. Where shall we meet?

Brad: At the cafe near the cinema.

Tim: OK. I'm leaving the house now. See you in about 15 minutes.

# ANSWER KEY

## TRACK 11

Pronunciation

Listen and tick. Listen again and repeat.

Wearing

Rain

Making

Shine

Fishing

Run

# REFERENCES

İngilizce Dersi Öğretim Programı (İlkokul ve Ortaokul 2-8. Sınıflar) (2018) Talim ve Terbiye Kurulu Başkanlığı, Ankara.

<https://www.britannica.com/topic/Trevi-Fountain> (8 Ocak 2020-10:00)

<https://dictionary.cambridge.org/amp/pronunciation/english/ing>  
(8 Ocak 2020-11:00)

<https://dictionary.cambridge.org/tr/amp/ingilizce/put-all-your-eggs-in-one-basket>  
(8 Ocak 2020-14:30)

<https://bit.ly/3inG5HK> (10 Ocak 2020-15:00)

<https://www.oxfordlearnersdictionaries.com/> (10 Ocak 2020-17:30)

# VISUAL REFERENCES

## Kapak

54767077 (27 Ocak 2020-10:05)

## Sayfa 2

96718344 (27 Ocak 2020-10:08)

129309818 (27 Ocak 2020-10:10)

99376657 (27 Ocak 2020-10:11)

33708537 (27 Ocak 2020-10:13)

164259844 (27 Ocak 2020-10:14)

## Sayfa 5

50428297 (27 Ocak 2020-10:16)

142892946 (27 Ocak 2020-10:17)

134817178 (27 Ocak 2020-10:19)

111467032 (27 Ocak 2020-10:20)

125693666 (27 Ocak 2020-10:21)

106366537 (27 Ocak 2020-10:22)

146898413 (27 Ocak 2020-10:24)

134661387 (27 Ocak 2020-10:28)

124117832 (27 Ocak 2020-10:31)

115522846 (27 Ocak 2020-10:34)

15603770 (27 Ocak 2020-10:35)

## Sayfa 10

85669680 (27 Ocak 2020-10:37)

166765643 (27 Ocak 2020-10:40)

## Sayfa 11

137590546 (27 Ocak 2020-10:43)

118992809 (27 Ocak 2020-10:46)

147348926 (27 Ocak 2020-10:48)

136955330 (27 Ocak 2020-10:51)



36610374 (27 Ocak 2020-10:53)

54606835 (27 Ocak 2020-10:55)

Bu görsel komisyonumuz tarafından oluşturulmuştur.

126209790 (27 Ocak 2020-10:57)

### **Sayfa 13**

160368470 (27 Ocak 2020-15:08)

78791018 (27 Ocak 2020-15:12)

57043150 (27 Ocak 2020-15:14)

143159337 (27 Ocak 2020-15:15)

145602411 (27 Ocak 2020-15:20)

151208067 (27 Ocak 2020-15:22)

58312400 (27 Ocak 2020-15:24)

89658847 (27 Ocak 2020-15:25)

77863311 (27 Ocak 2020-15:27)

### **Sayfa 14**

102392375 (27 Ocak 2020-15:30)

### **Sayfa 16**

31568275 (27 Ocak 2020-15:32)

102223631 (27 Ocak 2020-15:34)

158263354 (27 Ocak 2020-15:38)

32727098 (27 Ocak 2020-15:41)

77426544 (27 Ocak 2020-15:45)

23254327 (27 Ocak 2020-15:48)

### **Sayfa 18**

254192 (27 Ocak 2020-15:50)

### **Sayfa 19**

101567850 (27 Ocak 2020-15:53)

### **Sayfa 21**

101086537 (27 Ocak 2020-15:57)

### **Sayfa 22**

135537450 (27 Ocak 2020-15:59)

### **Sayfa 23**

112520233 (27 Ocak 2020-17:05)

137462829 (27 Ocak 2020-17:24)

ID numaraları bulunan görsellere [www.dreamstime.com](http://www.dreamstime.com) adresinden Aralık 2019-Temmuz 2020 tarihleri arasında erişim sağlanmıştır.