

Grade 4

Unit 4

FREE TIME



Functions:

- Expressing likes and dislikes
- Making simple inquiries
- Asking for clarification



Editörler


Prof. Dr. Paşa Tevfik CEPHE
Prof. Dr. Kemal Sinan ÖZMEN
Prof. Dr. Cem BALÇIKANLI

Yazarlar

Fatma DEMİRCAN
Gonca AKISKALI
Aysel BERKET
Ferdî GÜNAY


Görsel Tasarım Uzmanları

Tolga TANYEL
Nafize AĞIR
Bahadır UYSAL

Function 1 Speaking 	
Grade	4 (A1)
Function	Expressing likes and dislikes Making simple inquiries
Skills	Speaking for warm-up Listening for specific information Speaking (fluency)
Duration	30 minutes
Materials Required	Tapescript 4.1 Worksheet in Appendix A Worksheet in Appendix B
Aims	To recognize general information in an oral text about likes and dislikes To talk about likes and dislikes To engage in simple conversations about likes and dislikes
Procedures	<ol style="list-style-type: none"> 1. The teacher asks the students to look at the pictures and read the statements. 2. The teacher asks the students to listen to the Tapescript 4.1 and match the pictures with the words. 3. The teacher replays the tapescript 4.1. S/he wants the students to draw 😊 or 😞 according to the Tapescript 4.1. 4. The teacher asks the students to look at the pictures in Appendix B, point them and make statements about their likes and dislikes. 5. The teacher asks the students to draw and talk about their likes and dislikes. 6. The teacher asks the students to work in pairs; ask and answer questions about their likes and dislikes as in the examples in Appendix B.

Lead in


a. Look at the pictures and read the statements.




I like puzzles.



I dislike jumping.




I like playing the guitar.



I dislike riding a horse.



I dislike taking pictures.



I like diving.



Listening

Tapescript 4.1



a. Listen and match the pictures.

a. swimming


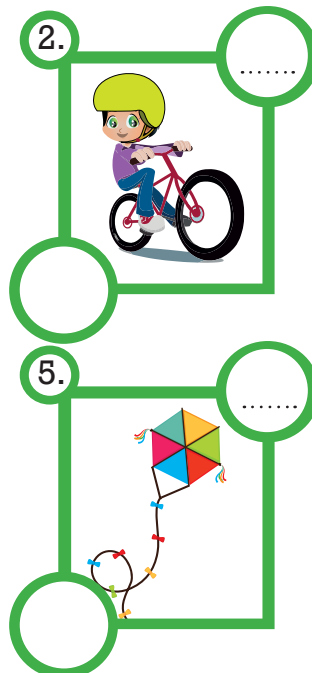

b. riding a bike

c. flying a kite

d. watching cartoons

e. playing with marbles

f. colouring books



b. Listen again and draw 😊 or ☹️ for the activities in Listening a.



Speaking



a. Point and say.

I like

I dislike



b. Draw and talk about your likes and dislikes.



c. Work in pairs. Ask and answer about your likes and dislikes. Use the pictures below.



Do you like diving?

Do you like riding a horse?



Yes, I do.

No, I don't.





Grade	4 (A1)
Function	Asking for clarification
Skills	Listening for specific information Speaking (fluency)
Duration	30 minutes
Materials Required	Tapescript 4.2 Worksheet in Appendix A Worksheet in Appendix B
Aims	To ask for clarification in conversations
Procedures	<ol style="list-style-type: none"> 1. The teacher asks lead in questions to the students. 2. The teacher asks the students to listen and complete the dialogues according to the Tapescript 4.2. 3. The teacher asks the students to make dialogues with the given pictures and statements. 4. The teacher asks the students to focus on the Spotlight. 5. The teacher wants the students to prepare a poster with the pictures of some objects they choose. S/he tells the students that they can draw and colour or cut out and paste the pictures of the objects. S/he asks the students to talk about their likes and dislikes on their poster.

Appendix A

Lead in

Look at the picture and answer the question.



What's the matter with him?



Listening

Listen and complete the dialogues.

1. Can you say that again, please?
2. Slowly, please.
3. Pardon me?

Tapescript 4.2



Do you like drawing?

- (a)
Do you like drawing?
Yes, I do.

Do you like playing with marbles?

- (b)
Do you like playing with marbles?
No, I don't.


Do you like watching cartoons?

- (c)
Do you like watching cartoons?
Yes, I do.



Speaking

Make dialogues, then act them out. Use the prompts.



USE

Say that again, please.
Can you say that again, please?
Slowly, please.
Pardon me?



Spotlight

What do you do when you are happy?


Jump for joy!



Project

Find pictures about your likes and dislikes.

Prepare a poster and present it to your classmates.



Listening Texts

Function 1 Appendix A Listening a

Tapescript 4.1

a. Listen and match the pictures.

1. I like watching cartoons.
2. I dislike riding a bike.
3. I like colouring books.
4. I like swimming.
5. I dislike flying a kite.
6. I dislike playing with marbles.

Listening b

Tapescript 4.1

b. Listen again and draw 😊 or 😞 for the activities in Listening a.

Function 2 Appendix A Listening

Tapescript 4.2

Listen and complete the dialogues.

1. Do you like drawing?
Pardon me?
Do you like drawing?
Yes, I do.
2. Do you like playing with marbles?
Can you say that again, please?
Do you like playing with marbles?
No, I don't.
3. Do you like watching cartoons?
Slowly, please.
Do you like watching cartoons?
Yes, I do.

The Key

Function 1 Appendix A Listening a

1. d
2. b
3. f
4. a
5. c
6. e

Listening b

1. 😊
2. 😞
3. 😊
4. 😊
5. 😞
6. 😞

Function 2 Appendix A Listening

1. b
2. c
3. a

References

(2018) İngilizce Dersi Öğretim Programı (İlkokul ve Ortaokul 2,3,4,5,6,7 ve 8. sınıflar). **Ankara: MEB**

Visual Reference

<u>Name</u>	<u>Date</u>	<u>Pages</u>	<u>Web pages</u>
shutterstock_1047211165	28.07.2020	5-6	https://www.shutterstock.com/tr/image-vector/cute-cartoon-boy-girl-sport-clothes-1047211165
shutterstock_418906903	28.07.2020	5	https://www.shutterstock.com/tr/image-photo/color-pencils-isolated-on-white-background-418906903
shutterstock_477056986	28.07.2020	4	https://www.shutterstock.com/tr/image-vector/kite-wing-festival-fun-isolated-477056986