

Grade 3

Unit 1

GREETING



Functions:

- Greeting and saluting
- Introducing oneself
- Naming numbers



Editörler

Prof. Dr. Paşa Tevfik CEPHE
Prof. Dr. Kemal Sinan ÖZMEN
Prof. Dr. Cem BALÇIKANLI

Yazarlar

Fatma DEMİRCAN
Gonca AKISKALI
Aysel BERKET
Ferdî GÜNAY

Görsel Tasarım Uzmanları

Tolga TANYEL
Nafize AĞIR
Bahadır UYSAL



Grade	3 (A1)
Function	Greeting and saluting Introducing oneself
Skills	Speaking (warm up) Listening for specific information Speaking (accuracy, fluency)
Duration	30 minutes
Materials Required	Tapescript 1.1 Worksheet in Appendix A Worksheet in Appendix B Worksheet in Appendix C
Aims	To recognize the alphabet To greet each other To spell their names
Procedures	<ol style="list-style-type: none"> 1. The teacher gives out the worksheet in Appendix A. S/he shows the photo of the children to the class and asks lead in questions. 2. The teacher asks the students to match the pictures with the greeting phrases in Appendix A. 3. The teacher gives out the Appendix B to write the names of the children under the photos according to the Tapescript 1.1. 4. The students listen to the Tapescript 1.1 again and put the statements into correct order. 5. The teacher directs the students to act out the dialogue in Listening b. 6. The teacher encourages the students to introduce themselves and spell their names.

Lead in

a. Look at the photo.


Answer the questions.

Who are they?

What are they doing?



b. Match the pictures with the expressions.



a. Good night.

b. Good morning.




c. Goodbye!

d. Good evening.

e. Hello!





a. Listen and write their names.



1



2

b. Listen again and put the statements in order.

Hi! What's your name?



My name is Peter.



I'm Asya. A-S-Y-A.



See you. Take care!



Nice to meet you, Asya!



Good morning.



Peter? Spell your name, please.



P-E-T-E-R. What is your name?



Nice to meet you, Peter.



Goodbye, Asya.

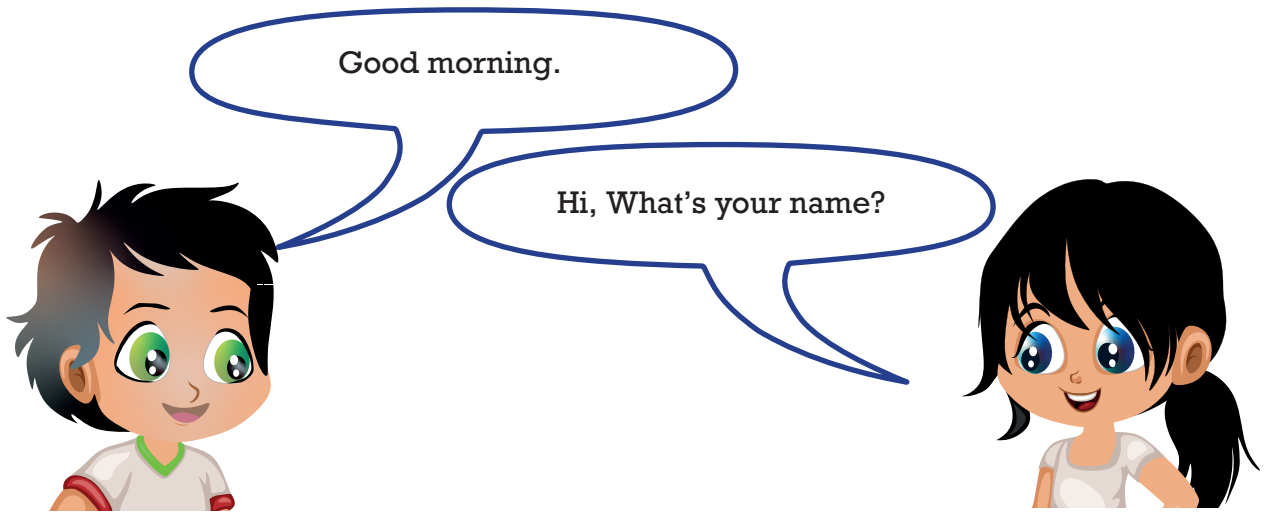


Appendix C

Speaking



Act out the dialogue in Listening b.




Now, it's your turn!



Introduce yourself and spell your name.



Function 2		Listening	
Grade	3 (A1)		
Function	Naming numbers		
Skills	Listening (skimming) Speaking (accuracy)		
Duration	30 minutes		
Materials Required	<p>“Numbers 1-20 help me count” song from eba.gov.tr (https://bit.ly/2E1EiX0)</p> <p>Worksheet in Appendix A</p> <p>Worksheet in Appendix B</p>		
Aims	<p>To recognize the numbers from 1-20</p> <p>To say the numbers from 1-20</p>		
Procedures	<ol style="list-style-type: none"> 1. The teacher asks the students to count up to ten to refresh their knowledge of numbers. 2. The teacher plays the “Numbers 1-20” song and replays if necessary. 3. After the students listen to the number song, the teacher gives out the worksheet in Appendix A and s/he introduces “the matching activity” to the class. 4. The teacher gives out the worksheet in Appendix B. S/he shows the picture to the class and wants them to ask and answer questions about the number of the objects in the picture. 5. The teacher asks the students to focus on Spotlight in Appendix D. 6. The teacher assigns the students to make finger puppets at home. The students can use the cut-outs or prepare their own puppets. The teacher asks them to name their puppets and introduce themselves using expressions about greeting. 		

Appendix A

Lead in

Can you count up to ten?

1 - 2 - 3 - 4 - 5 - 6 - 7 - 8 - 9 - 10



Listening

a. Listen to the “Numbers Help Me Count” song and sing.



b. Match the numbers.

seventeen

twelve

fourteen

sixteen

twenty

thirteen

fifteen

nineteen

eighteen

eleven

13

16

15

18

14

12

20

17

19

11



Look at the picture.
Ask and answer questions.

How many pencil sharpeners
are there?

Five.



Spotlight


You are happy. What do you do?

High Five!



Project

Prepare finger puppets and make dialogues.



Listening Text

Function 1 Appendix B Listening a-b

Tapescript 1.1

a. Listen and write their names.

Peter: Good morning!

Asya: Hi! What is your name?

Peter: My name is Peter.

Asya: Peter? Spell your name, please.

Peter: P-E-T-E-R. What's your name?

Asya: I'm Asya. A-S-Y-A.

Peter: Nice to meet you Asya.

Asya: Nice to meet you Peter.

Peter: Goodbye, Asya.

Asya: See you. Take care.

b. Listen again and put the statements in order.

The Key

Function 1 Appendix A Lead in b

1. d
2. e
3. b
4. a
5. c

Appendix B Listening a

1. Asya
2. Peter

Listening b

2-3-6-10-7-1-4-5-8-9

Function 2 Appendix A Listening b

- 13- thirteen
- 16- sixteen
- 15- fifteen
- 18- eighteen
- 14- fourteen
- 12- twelve
- 20- twenty
- 11- eleven
- 17- seventeen
- 19- nineteen

Appendix B Speaking

- How many books are there? -Twenty.
How many erasers are there? -Thirteen.
How many scissors are there? -Ten.
How many pencils are there? -Seventeen.

References

(2018) İngilizce Dersi Öğretim Programı (İlkokul ve Ortaokul 2,3,4,5,6,7 ve 8. sınıflar). **Ankara: MEB**

Visual Reference

Name	Date	Page	Web pages
shutterstock_1047211165	28.07.2020	6	https://www.shutterstock.com/tr/image-vector/cute-cartoon-boy-girl-sport-clothes-1047211165