

Grade 3

Unit 8

Transportation



Functions:

- Talking about locations of things (Making simple inquiries)
- Asking and giving information about transportation



Editörler


Prof. Dr. Paşa Tevfik CEPHE
Prof. Dr. Kemal Sinan ÖZMEN
Prof. Dr. Cem BALÇIKANLI

Yazarlar

Fatma DEMİRCAN
Gonca AKISKALI
Aysel BERKET
Ferdî GÜNAY

Görsel Tasarım Uzmanları

Tolga TANYEL
Nafize AĞIR
Bahadır UYSAL

Function 1		Listening	
Grade	3 (A1)		
Function	Talking about locations of things (Making simple inquiries)		
Skills	Speaking (warm up) Listening for specific information Speaking (fluency)		
Duration	30 minutes		
Materials Required	Tapescript 8.1 Worksheet in Appendix A Worksheet in Appendix B		
Aims	To recognize the types of vehicles To understand simple and short oral texts about transportation To talk about locations of vehicles		
Procedures	<ol style="list-style-type: none"> 1. The teacher asks lead in questions to the students. S/he asks them to look at the pictures and complete the statements. 2. The teacher plays the Tapescript 8.1 and asks the students to listen and number the pictures. 3. The teacher replays the Tapescript 8.1 and asks the students to complete the statements. 4. In Speaking a, the teacher asks the students to act out the dialogues in Listening b. 5. The students are expected to make dialogues about their vehicles with their partners in Speaking b. 		

Appendix A

Lead in

a. Answer the questions.

Have you got a bike?
Where is your bike?

b. Look at the pictures and complete the statements.

1. The _____ is on the river.
2. The _____ is at the bus stop.
3. The _____ is in the air.
4. The _____ is at the airport.
5. The _____ is at the garage.
6. The _____ is on the road.



plane




bike



helicopter



car



boat




bus







Listening

Tapescript 8.1



a. Listen and number the pictures.



**b. Listen again and complete the statements.**

1. Where is the plane?

It is ____ the air.



2. Where is the ship?

It is ____ the sea.



3. Where is the train?

It is ____ the station.



4. Where is the car?

It is ____.




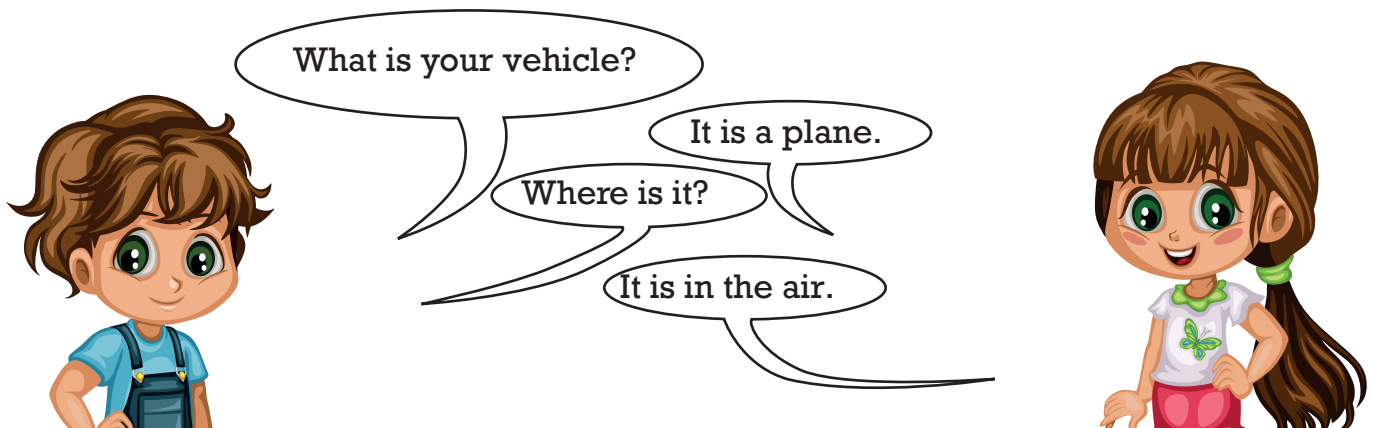
5. Where is the bike?


It is ____.



6. Where is the boat?

It is ____ the lake.

**Speaking****a. Act out the dialogues in Listening b.****b. Work in pairs. Choose a vehicle. Ask and answer questions.**

Function 2		Listening	
Grade	3 (A1)		
Function	Asking and giving information about transportation		
Skills	Speaking (warm up) Listening for specific information Speaking (accuracy)		
Duration	30 minutes		
Materials Required	Tapescript 8.2 Tapescript 8.3 Worksheet in Appendix A Worksheet in Appendix B Worksheet in Appendix C Worksheet in Appendix D		
Aims	To follow short and simple oral instructions about transportation To talk about transportation vehicles		
Procedures	<ol style="list-style-type: none"> 1. The teacher asks lead in questions to the students. 2. In Lead in b, the teacher plays the Tapescript 8.2 and asks the students to listen to the sounds of the vehicles and tick the vehicles they hear. 3. The teacher asks the students to complete the statements according to the map in Lead in c. 4. In Listening section, the dialogue takes place in İzmir. The teacher plays the Tapescript 8.3 and asks the students to match the cities with the pictures. Then s/he asks them to draw lines and vehicles for the routes. 5. The teacher asks the students to work in pairs in Speaking a. S/he asks them to make dialogues using the prompts and act them out. The students are expected to cut out the dice and paste it. Then they are going to roll the dice, ask and answer questions about the vehicles on the dice in Speaking b. 6. The teacher asks the students to focus on the Spotlight in Appendix D. 7. As a Project, the teacher asks the students to make a bucket list and show their dream places on a poster. S/he asks them to make statements and draw lines and vehicles. 		

Appendix A

Lead in

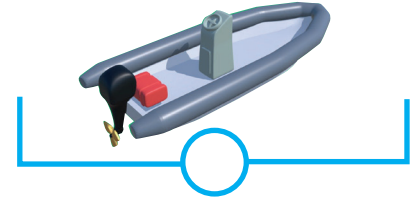
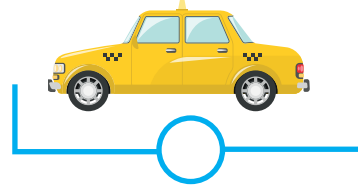
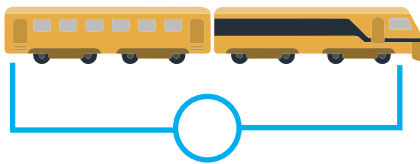
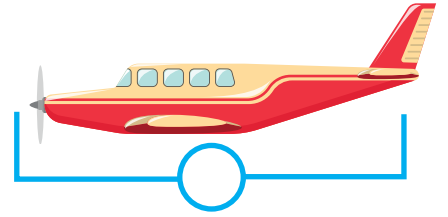
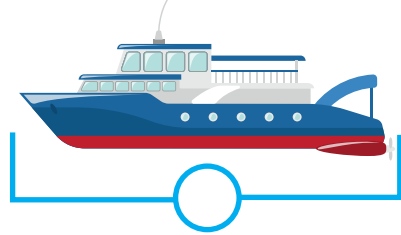

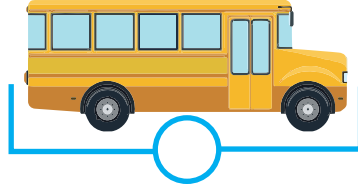
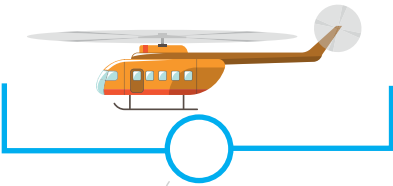
a. Answer the questions.

Do you come to school by bus?

Where do you go by car?

b. Listen to the vehicle sounds and tick the vehicles.

Tapescript 8.2



c. Look at the map and complete the statements.



1. I go to Eskişehir by _____.
2. I go to İzmir by _____.
3. I go to Edirne by _____.
4. I go to Isparta by _____.
5. I go to Erzurum by _____.




Appendix B



Listening

Tapescript 8.3



a. Listen and match the cities with the vehicles.

1. Aydın
2. Mersin
3. Diyarbakır
4. Bilecik
5. Manisa
6. Burdur

- a. ship
- b. plane
- c. car
- d. taxi
- e. train
- f. bus

b. Listen again and draw lines and vehicles to the cities from İzmir.



Speaking



a. Work in pairs. Ask and answer questions. Use the prompts.

How can I get to the airport?

You can take a taxi.




Use

post office	car
Sivas	bus
playground	taxi
London	bike
Barcelona	ship
hospital	plane
bazaar	motorcycle



**b. Work in pairs. Roll the dice.
Ask and answer questions.**





Where is the ship?

It's on the sea.

How can I go to?

You can go to by ship.





Spotlight

How do you go on holiday?

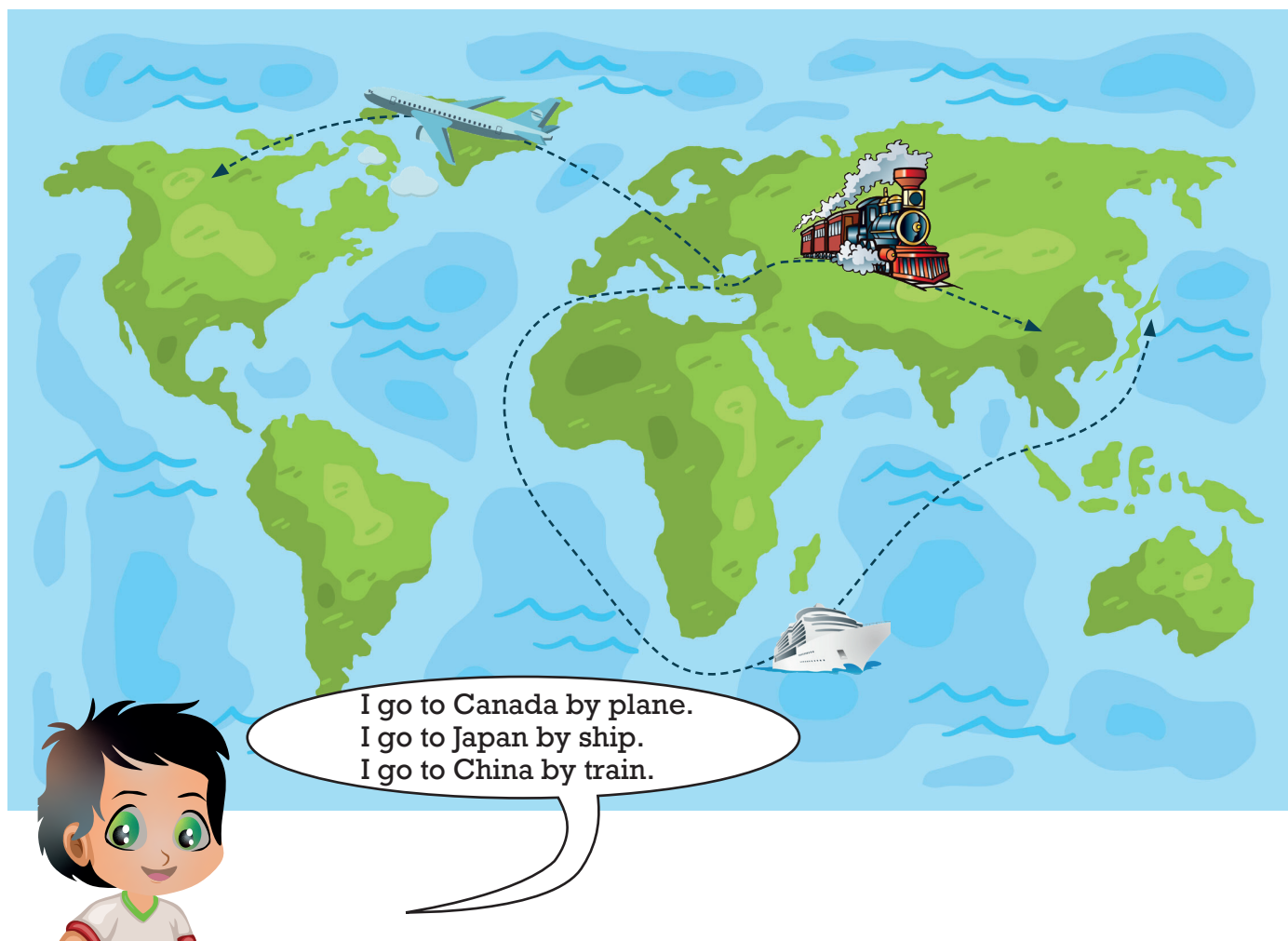
Hit the road



Project

Make your own bucket list.

Draw a map/poster and show how you can go to your dream places.



Listening Texts

Function 1 Appendix A Listening a

Tapescript 8.1

a. Listen and write the numbers under the pictures.

1. Alisha: Where is the plane?
Lara: It is in the air.
2. Alisha: Where is the ship?
Lara: It is on the sea.
3. Alisha: Where is the train?
Lara: It is at the station.
4. Alisha: Where is the car?
Lara: It is here.
5. Alisha: Where is the bike?
Lara: It is there.
6. Alisha: Where is the boat?
Lara: It is on the lake.

Appendix B Listening b

Tapescript 8.1

b. Listen again and complete.

Function 2 Appendix A Lead in b

Tapescript 8.2

b. Listen to the vehicle sounds and tick the vehicles.

1. helicopter
2. bike
3. ship
4. plane
5. train

Function 2 Appendix B Listening a

Tapescript 8.3

a. Listen and match the cities with the vehicles.

1. Pedro: How can I go to Aydın?
Emre: You can go by train.
2. Pedro: How can I go to Mersin?
Emre: You can go by ship.
3. Pedro: How can I go to Diyarbakır?
Emre: You can go by plane.
4. Pedro: How can I go to Bilecik?
Emre: You can go by bus.
5. Pedro: How can I go to Manisa?
Emre: You can go by taxi.
6. Pedro: How can I go to Burdur?
Emre: You can go by car.

Tapescript 8.3

b. Listen again and draw lines and vehicles to the cities from İzmir.

The Key

Function 1 Appendix A Lead in b

1. boat
2. bus
3. helicopter
4. plane
5. car
6. bike

Listening a

4-3-2-6-1-5

Appendix A Listening b

1. in
2. on
3. at
4. here
5. there
6. on

Function 2 Appendix A Lead in b

- helicopter
bike
ship
plane
train

Lead in c

1. train
2. ship
3. car
4. bus
5. plane

Appendix B Listening a

1. e
2. a
3. b
4. f
5. d
6. c

References

(2018) İngilizce Dersi Öğretim Programı (İlkokul ve Ortaokul 2,3,4,5,6,7 ve 8. sınıflar). **Ankara: MEB**

Visual Reference

<u>Name</u>	<u>Date</u>	<u>Pages</u>	<u>Web pages</u>
shutterstock_1047211165	28.07.2020	7-11	https://www.shutterstock.com/tr/image-vector/cute-cartoon-boy-girl-sport-clothes-1047211165
shutterstock_1169226595	28.07.2020	5	https://www.shutterstock.com/tr/image-vector/cute-cartoon-boy-girl-beautiful-clothes-1169226595