

Grade 2

Unit 8

PETS



Functions:

- Making simple inquiries
- Talking about locations of things



Editörler


Prof. Dr. Paşa Tefvîk CEPHE
Prof. Dr. Kemal Sinan ÖZMEN
Prof. Dr. Cem BALÇIKANLI

Yazarlar

Fatma DEMİRCAN
Gonca AKISKALI
Aysel BERKET
Ferdî GÜNAY

Görsel Tasarım Uzmanları

Tolga TANYEL
Nafize AĞIR
Bahadır UYSAL

Function 1	Listening	
Grade	2 (A1)	
Functions	Making simple inquiries Talking about locations of things	
Skills	Speaking (warm up) Listening for specific information Speaking (accuracy)	
Duration	30 minutes	
Materials Required	Tapescript 8.1 Worksheet in Appendix A Worksheet in Appendix B Worksheet in Appendix C Worksheet in Appendix D	
Aims	To identify certain pet animals To follow short and simple oral instructions about the names and locations of pet animals To talk about the locations of pet animals	
Procedures	<ol style="list-style-type: none">1. The teacher asks lead in questions.2. The teacher asks the students to look at the picture in Appendix A and tick the animals they see.3. The teacher plays the Tapescript 8.1 and asks the students to complete the statements.4. The teacher replays the tapescript and asks the students to write True or False for the statements in Appendix B.5. The teacher replays the tapescript and asks the students to draw the pets to the right places on the picture.6. In Appendix C, the teacher asks the students to work in pairs. S/ he wants them to ask and answer questions about the locations of the pets in Listening c.7. In Speaking b, the teacher asks the students to draw a pet in/on/ under the box and talk about its location.8. The teacher asks the students to focus on the Spotlight.9. In Project, the teacher asks the students to draw pets in a garden and describe their locations.	

Appendix A

Lead in

a. Answer the questions.

Do you like animals?
Have you got a pet?

b. Look at the pictures. Tick the animals you see.

zebra

rabbit

parrot

frog

horse

cat

kangaroo



bird

dog

gorilla

fish

turtle



Listening

Tapescript 8.1



a. Listen and complete the statements.


1. The  are the  .
2. The  is the  .
3. The  is the  .
4. The  is the  .
5. The  is the  .
6. The  is the  .



b. Listen again and write True or False.

1. The birds are in the tree.
2. The rabbit is on the garage.
3. The cat is on the car.
4. The dog is under the tree.
5. The fish is in the river.
6. The turtle is on the bridge.

c. Listen again and draw the pets to the right places.





Speaking

a. Work in pairs.

Ask and answer about the locations of the pets in Listening c.

Where is the rabbit?

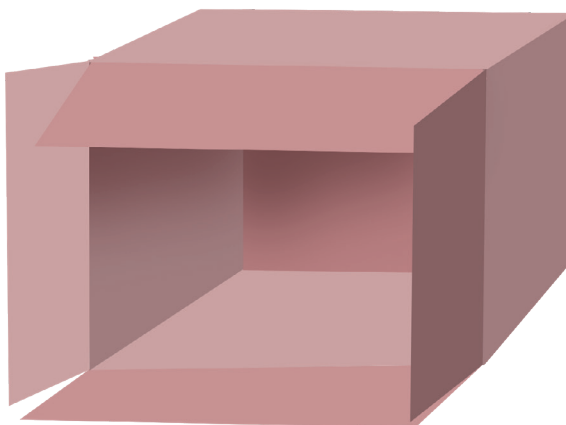


It's on the bridge.



b. Draw a pet in/on/under the box and talk about its location.

The cat is on the box.



Spotlight


Do you go to bed late?
Do you fall asleep after school?

Cat nap



Project

Draw pets in a garden and describe their locations.



Listening Texts

Function 1 Appendix A Listening a

Tapescript 8.1

a. Listen and complete the statements.

1. The birds are in the tree.
2. The rabbit is on the bridge.
3. The cat is on the garage.
4. The dog is under the tree.
5. The fish is in the river.
6. The turtle is under the car.

Appendix B Listening b

b. Listen again and write True or False.

Appendix B Listening c

c. Listen again and draw the pets to the right places.

The Key

Function 1 Appendix A Lead in b

horse
parrot
fish
cat
turtle
dog
rabbit

Appendix B Listening b

1. True
2. False
3. False
4. True
5. True
6. False

Listening a

1. in
2. on
3. on
4. under
5. in
6. under

References

(2018) İngilizce Dersi Öğretim Programı (İlkokul ve Ortaokul 2,3,4,5,6,7 ve 8. sınıflar). **Ankara: MEB**

Visual Reference

Name

Date

Page

Web page

shutterstock_1047211165 28.07.2020 6-7 <https://www.shutterstock.com/tr/image-vector/cute-cartoon-boy-girl-beautiful-clothes-11692265>