


ENGLISH 6

UNIT 5



Describing places
Expressing feelings
Stating personal opinions
Expressing likes and dislikes



EDİTÖRLER

Prof. Dr. Paşa Tefik CEPHE

Prof. Dr. Kemal Sinan ÖZMEN

Prof. Dr. Cem BALÇIKANLI

YAZARLAR

Emine ÇATLI

Gülşen ÇEPİK

Ayşe Gül ÜNLÜ

Halise YİĞİT

GÖRSEL TASARIM

Uğur GÖKMENOĞLU





Grade	6
Function	Describing places.
Skills	Reading. Reading integrated with speaking. Reading for skimming and scanning.
Duration	40 mins.
Materials Required	Lead in activity in Appendix A . Reading text in Appendix B. Reading activities in Appendix B.
Aims	To focus on describing places. To practice making simple inquiries. To identify a gist of the text.
Procedures	<ol style="list-style-type: none"> 1. The teacher asks the students to look at the photos and answer the lead in questions. 2. The teacher asks the students to read through the text in Appendix B and find a title. 3. The teacher asks the students to read the text and answer the questions. 4. The teacher asks the students to mark the statements as true or false. 5. The teacher asks the students to look at the pictures and circle the correct option. 6. The teacher asks the students to design their own ride, draw it and introduce it to their classmates as in the example. 7. Finally, the students share their own ride with the whole class.



Appendix A

Lead in

Answer the questions.

Do you go to the fair in your free time?

Look at the photos. Which one is your favourite ride?

How do you feel at the fair?



Appendix B

1. Read through the text and find a title.

.....
Cindy and Tracy are twin sisters. They are at the fair on a sunny day with their parents. The fair is in the high street. They feel excited because there are lots of crazy rides here. They can see the helter-skelter, roller coaster, bumper cars, ghost train and the carousel. All the children scream and laugh.

Cindy really enjoys riding on the helter-skelter but Tracy is a little bit afraid. They take ticket for the magic boat. After riding on it, they go into the hall of mirrors. It is interesting to see themselves as too tall or too short. They laugh at each other. They knock down more than four in the coconut shy and win a furry monkey.

Happy to win a prize, they try to have something to eat. They can have popcorn, cotton candy, caramel apple, doughnut and ice-cream here. Cindy and Tracy enjoy their ice cream at the end of the day. They think being at the fair is enjoyable but tiring.

2. Read the text and answer the questions.

1. Why do Cindy and Tracy feel excited at the fair?

2. Which rides are there at the fair?

3. How do they win a furry monkey?

4. Does Tracy enjoy riding on the helter-skelter?

5. What do they eat at the fair?



3. Mark the statements as T (true) or F (false).

- | | |
|---|-------|
| 1. Cindy and Tracy are at the fair with their father. | T / F |
| 2. They are at the fair on a sunny day. | T / F |
| 3. Cindy is afraid of sliding on the helter-skelter. | T / F |
| 4. It is boring to be into the hall of mirrors. | T / F |
| 5. Cindy and Tracy have ice cream at the fair. | T / F |

4. Look at the pictures and circle the correct one.



carousel / swing



helter-skelter / roller coaster



magic boat / bumper car



ice-cream / caramel apple



doughnut / cotton candy



ferris wheel / ghost train

5. Design your own ride. Draw it in the box. Introduce it to your friends.

E.g. It is an octopus. It has eight swings on its arms.



LISTENING



Grade	6
Function	Describing places.
Skills	Listening. Listening for specific information. Listening integrated with speaking.
Duration	40 mins.
Materials Required	Lead in activity in Appendix A. Track 15 for listening activities in Appendix B. Track 16 for pronunciation.
Aims	To describe places.
Procedures	<ol style="list-style-type: none"> 1. The teacher asks the students to look at the photos and describe the places in a few sentences. 2. The teacher asks the students to listen to the conversation in Appendix B and fill in the blanks. 3. The teacher asks the students to underline the correct answer. 4. The teacher asks the students to complete the phrases using the given words. 5. The teacher asks the students to listen and repeat the words in Track 16 for pronunciation. 6. The teacher asks the students to work in pairs then,ask and answer the given questions.The teacher observes the students while they are speaking.

LISTENING



Appendix A

Lead in

Look at the photos and describe the places in a few sentences.



Appendix B

Track 15

1. The Williams are in Kopenhagen, Denmark for a holiday. Listen to their conversations and fill in the blanks.

Alvin : Sally! What do you want to do today?

Sally: Hmm! Let's look at the city guide.

Alvin: Ok!

Sally: Look! Here is something (1) ! Why don't we visit Tivoli Gardens?

Alvin: I know it. It is famous for its (2)..... rides, fantastic gardens and amazing shows.

Sally: Look! It is very near to our hotel. We can go there on foot.

.

.

Alvin: Wow! It looks (3)..... Walking through the gardens is amazing! What do you think, Sally?

Sally: It's really inspiring, Alvin. Look at this huge (4)..... ! I can't believe my eyes, I want to ride on it!

Alvin: Yes, it is crazy but I'm not sure about it. It looks (5)..... !

Sally: Do you dare riding on the Aquila?

Alvin: What's that?

Sally: We can see the world upside down from 11 meters height. I am sure it's (6)..... and exciting!

Alvin: We can try this. I can hear my heart beats from now on.

Sally: Also, there are many different (7)..... here so we can eat in one of them.

Alvin: It sounds great! We can have fun here all day long. Let's start!

LISTENING



2. Underline the correct answer.

1. Williams are in **Disneyland / Tivoli Gardens**.
2. It is famous for its **giant rides / fantastic museums**.
3. Alvin thinks roller coasters are **frightening / relaxing**.
4. Aquila is **8 / 11** meters high.
5. They can eat in many different **restaurants / cafes**.

3. Complete the phrases using the given words.

a restaurant / Tivoli Gardens / a roller coaster / upside down / the gardens

1. to visit
2. to ride on
3. to walk through
4. to see the world
5. to eat in

Track 16

Pronunciation

Listen and repeat.

* **interesting** / 'intrəstɪŋ/
* **fantastic** / fæn 'tæstɪk/
* **thrilling** / 'θrɪlɪŋ/

* **amazing** / ə 'meɪzɪŋ/
* **frightening** / 'fraɪtənɪŋ/
* **exciting** / ɪk 'saɪtɪŋ/

4. Work in pairs. Ask and answer these questions.

- Where can you see rides?
- Where can you see wild animals?
- Where can you see an exhibition?
- Where can you see an ambulance?
- Where can you see a play?



Grade	6
Function	Describing places
Skills	Speaking for fluency. Speaking for accuracy.
Duration	30 mins.
Materials Required	Lead in activity in Appendix A. Speaking activity in Appendix B.
Aims	To describe places.
Procedures	<ol style="list-style-type: none"> 1. The teacher asks the students to match the the names of the world-known places with the pictures in Appendix A. 2. The teacher asks the students to work in pairs and choose one of the touristic attractions in Appendix A.The teacher asks the students to guess the chosen place by asking and answering questions as in the example. 3. The teacher leads the students to describe the given places.The teacher makes observation while the students are speaking. 4. The teacher asks the students to group the adjectives as positive or negative and share their answers with the whole class.



Appendix A

Lead in


Match the names of the world-known places with the pictures.

- | | |
|---------------|--------------------------|
| a) Pyramids | d) The Statue of Liberty |
| b) Pisa Tower | e) Eiffel Tower |
| c) London Eye | f) Taj Mahal |

1



2



3




4



5



6





Appendix B

1. Work in pairs. Choose one of the touristic attractions in Appendix A. Your deskmate tries to guess it by asking as in the example.

E.g. A: Is it in Europe?
B: Yes, it is. It is in the city center.
A: How do you feel when you see it?
B: I feel fascinated. It looks amazing.



Useful Language

We use these adjectives while describing places.

enormous	modern	thrilling	picturesque
breathtaking	overcrowded	quiet	deserted
charming	fascinating	lively	dull
mysterious	giant	calm	dangerous

2. Group the adjectives given in the useful language box as positive or negative.

POSITIVE	NEGATIVE



Grade	6
Function	Expressing feelings. Stating personal opinions.
Skills	Reading. Reading integrated with speaking. Reading for skimming and scanning.
Duration	45 mins
Materials Required	Lead in question in Appendix A. Reading activities in Appendix B.
Aims	To express feelings. To identify a gist of the text. To state personal opinion.
Procedures	<ol style="list-style-type: none"> 1. The teacher asks the students to look at the photos in Appendix A and express their feelings. 2. The teacher asks the students to read the text in Appendix B and answer the questions. 3. The teacher asks the students to complete the missing information on the table. 4. The teacher asks the students to match the first half of the statements with the second halves. 5. The teacher asks the students to work in pairs, then ask and answer questions as in the example. The teacher asks the students to complete the table with their answers. 6. The teacher observes the students while they are making conversation.



Appendix A

Lead in

How do you feel when you look at the photos below.

1



E.g. I feel frightened.

2



.....

3



.....

4



.....

5



.....

6



.....



Appendix B

1. Read the text and answer the questions.

TREVOR FAMILY AT THE FAIR

Hi! I'm Linda. It is Sunday morning in autumn and I feel really happy because I'm at the fair with my family. I think it is very fantastic.

My brother wants to ride bumper cars because he thinks they are exciting. He feels excited. I don't agree with him. In my opinion, trying to hit the other cars in a surrounded area is annoying. I feel annoyed on that platform.

My little sister is crazy about the carousel. For me, it is so childish. I feel dizzy while watching the toy animals and toy vehicles going round and round. On the other hand, my sister laughs while riding it, she feels really great.



My mother thinks most of the rides at the fun fair are dangerous. She feels frightened while watching the people riding on the roller coaster or the wave swinger. I believe it is important to be careful about the security measures.

My favourite ride is the ferris wheel. My father thinks it is too high so he feels a little bit anxious but I don't think so. I feel confident enough on it.

I guess, it is tiring but funny to be here. I feel satisfied to spend great time with my family at the fair.

1. Where are the Trevors?

.....

2. Does Linda think the bumper cars are exciting?

.....

3. Why does Linda feel annoyed?

.....

4. How does her mother feel while watching the people on the rides?

.....

5. Does her father feel confident on the ferris wheel?

.....



2. Complete the missing information on the table.

WHO	RIDE	OPINION	FEELING
	CAROUSEL		DIZZY
BROTHER		EXCITING	
	ROLLER COASTER		FRIGHTENED
FATHER		TOO HIGH	

3. Match the first half of the statements with the second half.

1. I feel really happy
2. My brother wants to ride bumper cars
3. My sister is crazy about the carousel
4. My mother feels frightened
5. My father thinks the ferris wheel is too high

- a) while watching the rides at the fair.
 b) because I'm at the fair with my family.
 c) so he feels a little bit anxious.
 d) because he thinks they are exciting.
 e) she feels great on it.

4. Work in pairs. Ask and answer questions with your partner as in the example. Complete the table.

- E.g. A:** What do you think about the carousel?
B: I think it is childish.
A: How do you feel on it?
B: I feel bored.



	RIDE	OPINION	FEELING
YOU			
YOUR PARTNER			

LISTENING



Grade	6
Function	Expressing feelings. Stating personal opinions.
Skills	Listening. Listening for specific information. Listening integrated with reading.
Duration	40 mins.
Materials Required	Lead in activity in Appendix A. Track 17 for listening activities in Appendix B. Track 18 for pronunciation.
Aims	To express feelings To state personal opinions.
Procedures	<ol style="list-style-type: none"> 1. The teacher asks the students to look at the photos in Appendix A and choose the correct option. 2. The teacher asks the students to listen to the situations, complete the missing parts with the given words and answer the questions. 3. The teacher asks the students to draw two pictures of something that makes them feel good / bad and then, describe it as in the example. 4. The teacher asks the students to listen and repeat the words in Track 18 for pronunciation. 5. The teacher asks the students to work in pairs, then ask and answer questions as in the example. The teacher observes the students while they are speaking.



Appendix A

Lead in

Look at the photos and choose the correct option.



1

- a) happy
- b) sad



2

- a) bored
- b) worried



3

- a) scared
- b) shocked



4

- a) proud
- b) surprised



5

- a) sad
- b) frightened



6

- a) angry
- b) hot



7

- a) comfortable
- b) bored



8

- a) proud
- b) exhausted



9

- a) exhausted
- b) joyful

LISTENING



Appendix B

Track 17

1. Listen to the situations and complete the missing parts with the given words. Then answer the questions.

bumper cars / model / art class / parents
birthday cake / amusement park

E.g.

Situation: It's break time. You are at the fair. You want to ride **bumper cars** but all of them are full. What do you think about the situation? How do you feel?

I think it is annoying. I feel annoyed.

Situation 1: You are at school. You are waiting for your to pick you up but they are late. What do you think about the situation? How do you feel?

.....

Situation 2: You are carrying your science homework that you prepare carefully. Suddenly your dog runs through you and over your What do you think about the situation? How do you feel?

.....

Situation 3: You draw a really pretty picture in the The teacher takes your picture and holds it up to show everyone. What do you think about the situation? How do you feel?

.....

Situation 4: You are at the You knock down five and win the teddy bear in the coconut shy. What do you think about the situation? How do you feel?

.....

Situation 5: It's your birthday. The door bell rings. Your friends come with a in their hands. What do you think about the situation? How do you feel?

.....

LISTENING



2. Draw two pictures of something that makes you feel good / bad. Then, describe it as in the example.



E.g. I think taking a gift is surprising. I feel good.



E.g. I think getting a low mark is frustrating. I feel bad.

.....
.....

.....
.....

Track 18

Pronunciation

Listen and repeat.

* relaxed /rɪ'lækst/

* surprised /sə'praɪzd/

* worried /'wʌrɪd/

* relaxing /rɪ'læksɪŋ/

* surprising /sə'praɪzɪŋ/


* worrying /'wʌrɪɪŋ/

LISTENING



3. Work in pairs. Ask and answer questions about the photos as in the example.

E.g. A: What do you think about it?
B: I think it's exciting.
A: How do you feel?
B: I feel excited.





Grade	6
Function	Expressing feelings. Stating personal opinions.
Skills	Speaking for fluency. Speaking for accuracy.
Duration	30 mins.
Materials Required	Lead in questions in Appendix A. Speaking activity in Appendix B.
Aims	To express feelings. To state personal opinions.
Procedures	<ol style="list-style-type: none"> 1. The teacher asks the students to answer the lead in questions in Appendix A. 2. The teacher asks the students to read the text. 3. The teacher asks the students to express their opinions by answering the following questions.



Appendix A

Lead in

Answer the questions.

Do you like indoor amusement parks?

How do you feel there?

Do you have an indoor amusement park in your city?

Why do we need an indoor amusement park?

Appendix B

1. Mark gives information about an indoor amusement park, read his e-mail.

Hi, I'm Mark. I'm in one of the biggest indoor amusement parks of the world. I think it is possible to get lost here because it is so huge. There are lots of rides and attractions in this amusement park. I like the Adventure Bay, The Crazy Cars and The Pineapple Poppers most. Teenage Mutant Ninja Turtles Shell Rock is the favourite ride of the teenagers but I don't agree with them. In my opinion it is thrilling. I like meeting my favourite cartoon characters here. I think it is a very good idea to build an indoor amusement park as I can spend great time even on cold days.





2. Express your opinions about the indoor amusement parks by answering the following questions.

1. What do you think about indoor amusement parks?

.....

2. Where is the best place to build it?

.....

3. Which amusement park rides are suitable for it?

.....

4. Do you think the weather condition effect it?

.....

5. Do you think Mark likes indoor amusement parks? Why?

.....

Useful Language

Expressing opinion	Agreeing	Disagreeing
I think In my opinion I believe that	I agree. I agree with you. I think so.	I don't agree/disagree. I don't agree/disagree with you. I don't think so.

2. Do you agree with the following statements? Explain your reason.

1. Young people play computer games too much.

2. We should help old people.

3. Rome is more exciting than Paris.

4. Rock music is more popular than classical music.

5. Lessons should start earlier in the morning.

6. We should stop eating junk food.



Grade	6
Function	Expressing likes and dislikes.
Skills	Reading. Reading integrated with speaking. Reading for skimming and scanning.
Duration	40 mins.
Materials Required	Lead in activity in Appendix A. Reading activities in Appendix B.
Aims	To focus on likes and dislikes. To identify a gist of the text. To state personal opinion.
Procedures	<ol style="list-style-type: none"> 1. The teacher asks the students to answer the lead in questions in Appendix A. 2. The teachers asks the students to read the text and choose the correct option. 3. The teacher asks the students to make a question for each answer. 4. The teacher asks the students to read the definitions and find the words from the text. 5. The teacher asks the students to create a mind map about the fair and introduce it to their classmates as in the example.



Appendix A

Lead in

Answer the questions.

- * Do you join school trips?
- * Which school trip is the one you like most? Why?
- * Which school trip is the one you hate most? Why?



Appendix B

1. Read the text and choose the correct option.

Fred is responsible for the organisation of the school trips. One destination is the fun fair and the other one is the zoo. He decides to take a poll on the school web site to see the desire of the majority.

NAME	FAIR/ZOO	COMMENT
Ashley	fair	I like all the crazy rides. I like riding on the roller coaster. It is a real fun. The ghost train is thrilling and the bumper cars are exciting. I love being at the fair.
Alex	zoo	I hate the giant rides at the fair because they are very high. I think they are dangerous. I don't like overcrowded places. I like watching the animals. I think the zoo is calmer and plainer than the fair.
Martin	fair	I think the zoo is quite boring. I like doing something more energetic. The fair is funny and charming. I like the picturesque view of the city on the ferris wheel. Also, jumping on the trampoline is joyful.
Samantha	fair	I think riding the bumper cars is very challenging. I like the hall of mirrors as it is quite interesting. Also, I like the tasty food at the fair. I love eating cotton candy and ice cream.



1. Ashley thinks the ghost train is

- a) thrilling b) frightening

2. Alex doesn't like places.

- a) polluted b) overcrowded

3. Martin thinks the is boring.

- a) zoo b) fair

4. Samantha likes the because it is interesting.

- a) roller coaster b) hall of mirrors

5. Samantha likes eating and ice cream at the fair.

- a) doughnut b) cotton candy

2. Make a question for each answer.

1.?

Ashley likes riding on the roller coaster.

2.?

Because the giant rides are very high and dangerous.

3.?

Alex thinks the zoo is calmer and plainer than the fair.

4.?

Because Martin likes the picturesque view of the city on it.

5.?

Samantha likes eating cotton candy and ice cream at the fair.

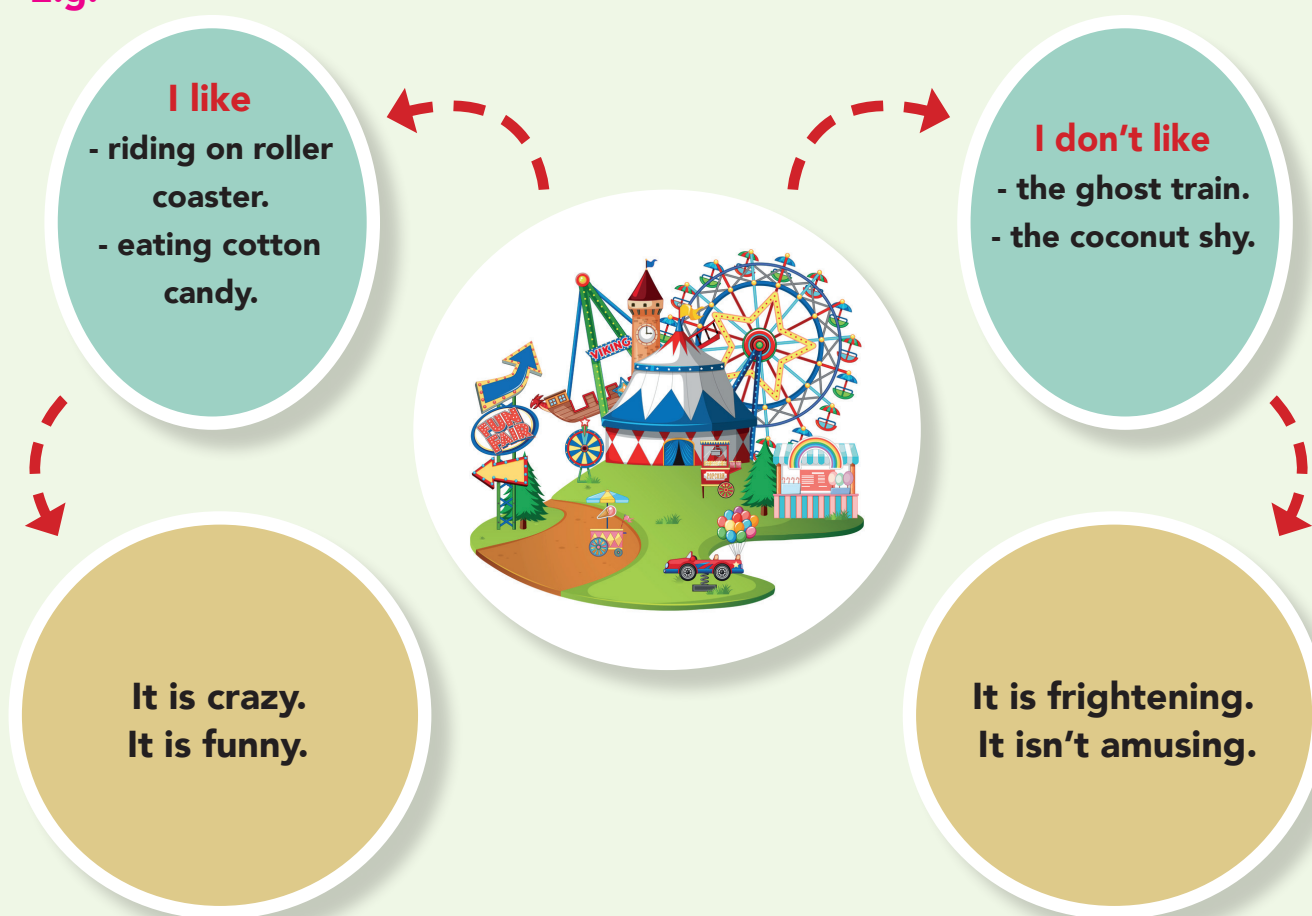


3. Read the definitions and find the words from the text.

1.: A large vertical wheel in an amusement park.
2.: A large soft ball of sugar usually sold on a stick.
3.: An equipment that you jump up and down on it.
4.: An area in which wild animals are kept.
5.: A small electric car driven for entertainment at the fair.

4. Create a mind map which shows your likes and dislikes about the fair as in the example. Then describe it.

E.g.



LISTENING



Grade	6
Function	Expressing likes and dislikes.
Skills	Listening. Listening for specific information. Listening integrated with reading.
Duration	40 mins.
Materials Required	Lead in activity in Appendix A. Track 19 for listening activities in Appendix B. Track 20 for pronunciation.
Aims	To express likes and dislikes.
Procedures	<ol style="list-style-type: none"> 1. The teacher asks the students to look at the photos in Appendix A and write the names of the rides. Then, the teacher asks the students to label them as they like or dislike. 2. The teacher asks the students to listen to the conversation in Appendix B and fill in the blanks. 3. The teacher asks to fill in the chart with the expressions they find in activity 1. 4. The teacher asks the students to answer the questions by underlining the correct word. 5. The teacher asks the students to listen and repeat the words in Track 20 for pronunciation. 6. The teacher asks the students to work in pairs, choose a ride and make a conversation as in the example.

LISTENING



Appendix A

Lead in

Look at the photos and write the names of the rides. Then, put a tick (✓) if you like, put a cross (X) if you don't like it.



1.



2.



3.



4.

Appendix B

Track 19

- Jack and Tim are talking about the new fair in their town. Listen to the conversation and fill in the gaps with the expressions that are used to express likes/dislikes and agreeing/ disagreeing.

Jack: (1) this new fair is bigger than the old one.

Tim: I (2) with you. Also it is more modern.

Jack: I (3) walking around and watching the people screaming and laughing.

Tim: Well, I (4) with you. I (5) overcrowded and noisy places. I think, calm places are better.

Jack: Really? Don't you like riding on the roller coaster?

Tim: Yes, I do. But it is a little bit frightening.

Jack: (6) but it is exciting. I have lots of fun while I'm riding on it.

Tim: Do you like doughnut?

Jack: Yes, I (7) it with strawberry sauce.

Tim: This time I (8) with you. I'm (9) doughnut but my favourite one is with caramel sauce.

Jack: That's great. Let's have one over there.

Tim: Sure.

LISTENING



2. Fill in the chart with the expressions you find in activity 1.

	LIKES	DISLIKES	AGREEING	DISAGREEING
Jack				
Tim				

3. Underline the correct word.

1. The new fair is **more modern/smaller** than the old fair.
2. Tim **likes/dislikes** overcrowded places.
3. Jack **doesn't like/ likes** riding on the roller coaster.
4. Tim thinks the roller coaster is **frightening/exciting**.
5. Jack loves doughnut with **strawberry /caramel** sauce.

Track 20

Pronunciation

Listen and repeat.

I like.	I agree with you.
I dislike.	I disagree with you.
I don't like.	I don't agree with you.

4. Work in pairs. Choose a ride. Make a conversation as in the example.

E.g. Student A: I like bumper cars. I think, they're funnier than the trampoline.

Student B: I agree with you but I don't like riding on the carousel.

Student A: I don't agree with you. I think it is fantastic.



Grade	6
Function	Expressing likes and dislikes.
Skills	Speaking for fluency. Speaking for accuracy.
Duration	30 mins.
Materials Required	Lead in questions in Appendix A. Speaking activity in Appendix B.
Aims	To express likes and dislikes.
Procedures	<ol style="list-style-type: none"> 1. The teacher asks the students to answer the lead in questions in Appendix A. 2. The teacher asks the students to match the spare time activities with the pictures. 3. The teacher asks the student to interview one of their classmates about their spare time activities by using the given questions. 4. The teacher asks the students to complete the statements with their own answers and share their answers with the whole class.



Appendix A


Lead in

Answer the questions.

- * What do you like doing at weekends?
- * Do you like spending time outside?
- * Which activities do you like most?

Appendix B

1. Match the spare time activities with the pictures.



- a) Playing video games
- b) Going to the cinema
- c) Going shopping
- d) Playing football
- e) Meeting with friends
- f) Going to the theater
- g) Jogging
- h) Riding a bike





2. Interview a classmate about his/her spare time activities by using the given questions. Make your own question for number 5.

1. Do you like?
2. Where do you?
3. How often do you?
4. Why do you like?
5.?



3. Complete the statements with your own answers.

1. I like
2. I don't like /dislike
3. I hate
4. My mother enjoys
5. My father hates
6. My best friend dislikes
7. I love



Idiom Time

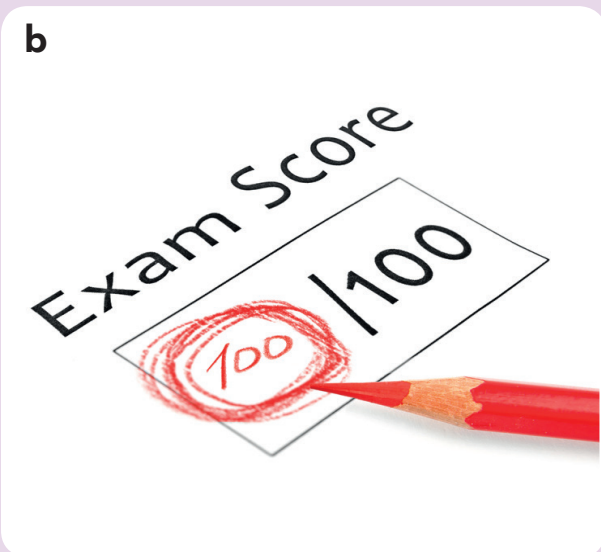

HIT IT OUT OF THE PARK

“Hit it out of the park” means to perform extremely well. It is used to describe any exceptionally good performance.

E.g. Great job on that report, Jacobs! You really hit it out of the park!

* Which photo describes the following situation?

You get the highest score in the exam. You hit that test out of the park.



Project Time

- * Do research about the most interesting and exciting fairs of the world.
- * Choose your top three.
- * Prepare a poster.
- * Find the photos of that fairs.
- * Describe them.
- * Express your feelings and state your opinions about them.



ANSWER KEY

ANSWER KEY 6-5

READING

PAGE 2

LEAD IN

-Yes, I do.

-Ferris wheel is my favourite ride.

-I feel happy and excited at the fair.

EXERCISE 1

SAMPLE TITLE: A GREAT DAY AT THE FAIR

EXERCISE 2

1. Cindy and Tracy feel excited at the fair because there are lots of crazy rides there.
2. There are helter-skelter, roller coaster, bumper cars, ghost train and carousel at the fair.
3. They knock down more than four in the coconut shy and win a furry monkey.
4. No, she doesn't. She is a little bit afraid.
5. They eat popcorn, cotton candy, caramel apple, doughnut and ice-cream at the fair.

PAGE 3

EXERCISE 3

1. F 2. T 3. F 4. F 5. T

EXERCISE 4

- a. Carrousel
- b. Roller coaster
- c. Bumper car
- d. Ice-cream
- e. Doughnut
- f. Ferris Wheel

ANSWER KEY

LISTENING

PAGE 5

LEAD IN

1. There is a big ice rink in the Central Park in New York. There are a lot of people on it. They do ice skating. There are high and modern buildings around the ice rink.
2. Miniaturk is an outdoor museum in İstanbul. There are small models of the historical places of İstanbul and Anatolia.
3. There are colourful fireworks around the Princess's Castle in Paris. There are high fountains in front of it.

EXERCISE 1

1. interesting
2. giant
3. fantastic
4. roller coaster
5. frightening
6. thrilling
7. restaurants

PAGE 6

EXERCISE 2

1. Tivoli Gardens
2. giant rides
3. frightening
4. 11
5. restaurants

EXERCISE 3

1. Tivoli Gardens
2. a roller coaster
3. the gardens
4. upside down
5. a restaurant

ANSWER KEY

EXERCISE 4

1. I can see rides at the fair.
2. I can see wild animals at the zoo.
3. I can see an exhibition at the museum.
4. I can see an ambulance at the hospital.
5. I can see a play at the theater.

PAGE 8

LEAD IN

1. e 2. f 3. a 4. c 5. d 6. b

PAGE 9

EXERCISE 2

POSITIVE	NEGATIVE
enormous , modern,picturesque, breath-taking, quiet, charming, fascinating, lively, mysterious, giant, calm	thrilling, overcrowded, deserted, dull, dangerous

PAGE 11

LEAD IN

- EG: 1. I feel frightened.
2. I feel sad.
 3. I feel proud.
 4. I feel calm.
 5. I feel exhausted.
 6. I feel helpful.

PAGE 12

EXERCISE 1

1. The Trevors are at the fair.
2. No,she doesn't.
3. Because she thinks trying to hit the other cars in a surrounded area is annoying.
4. Her mother feels frightened while watching the people on the rides.
5. No,he doesn't.

ANSWER KEY

PAGE 13

EXERCISE 2

WHO	RIDE	OPINION	FEELING
LINDA	CAROUSEL	CHILDISH	DIZZY
BROTHER	BUMPER CARS	EXCITING	EXCITED
MOTHER	ROLLER COASTER	DANGEROUS	FRIGHTENED
FATHER	FERRIS WHEEL	TOO HIGH	ANXIOUS

EXERCISE 3

1. b 2. d 3. e 4. a 5. c

LISTENING

PAGE 15

LEAD IN

1. a 2. b 3. a 4. b 5. a 6. a
7. b 8. a 9. a

PAGE 16

EXERCISE 1

Situation 1: parents

I think it is frightening. I feel frightened.

Situation 2: model

I think it is annoying. I feel annoyed.

Situation 3: art class

I think it is honourable. I feel proud.

Situation 4: amusement park

I think it is great. I feel happy.

Situation 5: birthday cake

I think it is surprising. I feel surprised.

ANSWER KEY

PAGE 18

EXERCISE 3

1. A: What do you think about it?

B: I think it is boring.

A: How do you feel?

B: I feel bored.

2. A: What do you think about it?

B: I think it is frightening.

A: How do you feel?

B: I feel frightened.

3. A: What do you think about it?

B: I think it is honourable.

A: How do you feel?

B: I feel proud.

4. A: What do you think about it?

B: I think it is tiring.

A: How do you feel?

B: I feel tired.

SPEAKING

PAGE 20

LEAD IN

-Yes, I do. / No, I don't.

-I feel happy, excited, frightened, thrilled and so on.

-Yes, we have. / No, we don't have.

-Because we need to spend time at an indoor amusement park when the weather is cold or rainy.

ANSWER KEY

PAGE 21

EXERCISE 2

SAMPLE ANSWERS

1. I think indoor amusement parks are enjoyable because I can spend great time there.
2. The best place to build an indoor amusement park is somewhere mostly rainy and cold.
3. Adventure Bay, The Crazy Cars, The Pineapple Poppers and Teenage Mutant Ninja Turtles Shell Rock are suitable for indoor amusement parks.
4. Yes, I think the weather condition effects it.
5. Yes, I think Mark likes indoor amusement parks. Because he feels excited and spends great time there.

READING

PAGE 24

EXERCISE 1

1. a
2. b
3. a
4. b
5. b

EXERCISE 2

1. What does Ashley like doing?
2. Why does Alex hate riding on the giant rides?
3. What does Alex think about the zoo?
4. Why does Martin like the ferris wheel?
5. What does Samantha like eating at the fair?

PAGE 25

EXERCISE 3

1. Ferris wheel
2. Cotton candy
3. Trampoline
4. Zoo
5. Bumper car

ANSWER KEY

LISTENING

PAGE 27

LEAD IN

1. Wave swinger
2. Helter-skelter
3. Ghost train
4. Bumper cars

EXERCISE 1

1. I think
2. agree
3. like
4. don't agree
5. don't like
6. I think so
7. love
8. disagree
9. crazy about

EXERCISE 2

	LIKES	DISLIKES	AGREEING	DISAGREEING
Jack	I like I love			
Tim	I'm crazy about	I don't like	I agree with you	I don't agree with you. I disagree with you.

EXERCISE 3

1. more modern
2. dislikes
3. likes
4. frightening
5. strawberry

PAGE 30

EXERCISE 1

1. f
2. c
3. g
4. h
5. e
6. b
7. d
8. a

ANSWER KEY

PAGE 32

IDIOM TIME

Correct answer: B

TRACK 15

1. The Williams are in Kopenhagen, Denmark for a holiday. Listen to their conversations and fill in the blanks.

Alvin: Sally! What do you want to do today?

Sally: Hmm! Let's look at the city guide.

Alvin: Ok!

Sally: Look ! Here is something interesting! Why don't we visit Tivoli Gardens?

Alvin: I know it. It is famous for its giant rides, fantastic gardens and amazing shows.

Sally: Look! It is very near to our hotel. We can go there on foot.

.
(sound of footsteps)
.

Alvin: Wow! It looks fantastic. Walking through the gardens is amazing! What do you think, Sally?

Sally: It's really inspiring, Alvin. Look at this huge roller coaster! I can't believe my eyes, I want to ride on it!

Alvin: Yes , it is crazy but I'm not sure about it. It looks frightening!

Sally: Do you dare riding on the Aquila?

Alvin: What's that?

Sally: We can see the world upside down from 11 meters height. I am sure it's thrilling and exciting!

Alvin: We can try this. I can hear my heartbeats from now on.

Sally: Also , there are many different restaurants here so we can eat in one of them.

Alvin: It sounds great! We can have fun here all day long. Let's start!

TRACK 16

Pronunciation

Listen and repeat.

*Interesting	* Amazing	*Fantastic
*Frightening	*Thrilling	* Exciting

TRACK 17

1. Listen to the situations and complete the missing parts with the given words . Then answer the questions.

Situation 1: You are at school. You are waiting for your parents to pick you up but they are late. What do you think about the situation? How do you feel?

Situation 2: You are carrying your science homework that you prepare carefully.

ANSWER KEY

Suddenly your dog runs through you and over your model. What do you think about the situation? How do you feel?

Situation 3: You draw a really pretty picture in the art class. The teacher takes your picture and holds it up to show everyone. What do you think about the situation? How do you feel?

Situation 4: You are at the amusement park. You knock down five and win the teddy bear in the coconut shy. What do you think about the situation? How do you feel?

Situation 5: It's your birthday. The door bell rings. Your friends come with a birthday cake in their hands. What do you think about the situation? How do you feel?

TRACK 18

Pronunciation

Listen and repeat.

relaxed - relaxing

surprised - surprising

worried - worrying

TRACK 19

1. Jack and Tim are talking about the new fair in their town. Listen to the conversation and fill in the gaps with the expressions that are used to express likes/dislikes and agreeing/ disagreeing.

Jack: I think, this new fair is bigger than the old one.

Tim: I agree with you. Also it is more modern.

Jack: I like walking around and watching the people screaming and laughing.

Tim: Well, I don't agree with you. I don't like overcrowded and noisy places. I think calm places are better.

Jack: Really? Don't you like riding on the roller coaster?

Tim: Yes, I do. But it is a little bit frightening.

Jack: I think so but it is exciting. I have lots of fun while I'm riding on it.

Tim: Do you like doughnut?

Jack: Yes, I love it with strawberry sauce.

Tim: This time I disagree with you. I'm crazy about doughnut but my favourite one is with caramel sauce.

Jack: That's great. Let's have one over there.

Tim: Sure.

TRACK 20

Pronunciation

Listen and repeat.

I like. / I dislike. / I don't like.

I agree with you. / I disagree with you. / I don't agree with you.

REFERENCES

İngilizce Dersi Öğretim Programı (İlkokul ve Ortaokul 2-8. Sınıflar) (2018) Talim ve Terbiye Kurulu Başkanlığı, Ankara.

<https://dictionary.cambridge.org/tr/> (12 Ocak 2020-10:00)

<https://www.tivoli.dk/en/> (12 Ocak 2020-14:00)

<https://bit.ly/3kvp807> (12 Ocak 2020-16:00)

https://en.wiktionary.org/wiki/hit_out_of_the_park (13 Ocak 2020-11:15)

<https://www.thefair.com/rides/> (13 Ocak 2020-13:00)

<https://bit.ly/332POy0> (13 Ocak 2020-16:30)

VISUAL REFERENCES

Kapak

37441359 (26 Şubat 2020-10:10)

Sayfa 2

21342634 (26 Şubat 2020-10:12)

125024395 (26 Şubat 2020-10:15)

94300570 (26 Şubat 2020-10:17)

149286925 (26 Şubat 2020-10:19)

Sayfa 3

112277866 (26 Şubat 2020-10:21)

109915234 (26 Şubat 2020-10:10)

[https://pixabay.com/tr/photos/%C3%A7arp%C4%](https://pixabay.com/tr/photos/%C3%A7arp%C4%B1%C5%9Fan-arabalar-binmek-adil-3340314/)

[B1%C5%9Fan-arabalar-binmek-adil-3340314/](https://pixabay.com/tr/photos/%C3%A7arp%C4%B1%C5%9Fan-arabalar-binmek-adil-3340314/) (26 Şubat 2020-10:22)

https://www.freepik.com/free-photo/waffle-cone-with-ice-cream-board-near-napkins_4299171.htm (26 Şubat 2020-10:25)

8326718 (26 Şubat 2020-10:39)

<https://pixabay.com/tr/photos/d%C3%B6nme-dolap-e%C4%9Flence-park%C4%B1-carousel-2452802/> (26 Şubat 2020-10:41)

56323086 (26 Şubat 2020-10:44)

Sayfa 5

113910577 (26 Şubat 2020-10:48)

136912463 (26 Şubat 2020-10:52)

67208684 (26 Şubat 2020-10:55)

Sayfa 8

26006408 (26 Şubat 2020-10:59)

123824409 (26 Şubat 2020-11:10)

137561113 (26 Şubat 2020-10:11)

130368628 (26 Şubat 2020-11:13)

127056605 (26 Şubat 2020-11:18)

101942582 (26 Şubat 2020-11:21)

Sayfa 9

107376702 (26 Şubat 2020-11:23)

Sayfa 11

141794655 (26 Şubat 2020-11:26)

74994517 (26 Şubat 2020-11:35)

26808396 (26 Şubat 2020-11:45)

148185347 (26 Şubat 2020-11:48)

86425685 (26 Şubat 2020-11:51)

129305785 (26 Şubat 2020-11:59)

Sayfa 12

163202757 (26 Şubat 2020-13:35)

Sayfa 13

96836000 (26 Şubat 2020-13:50)

Sayfa 15

Bu görsel komisyonumuz tarafından oluşturulmuştur.

129549373 (10 Mart 2020-09:50)

152041165 (10 Mart 2020-09:55)

150302688 (10 Mart 2020-09:59)

58026949 (10 Mart 2020-10:10)

99828919 (10 Mart 2020-10:13)

22795096 (10 Mart 2020-10:14)

43817108 (10 Mart 2020-10:18)

117725592 (10 Mart 2020-10:21)

Sayfa 17

35015640 (10 Mart 2020-10:26)

115792104 (10 Mart 2020-10:29)

Sayfa 18

107168928 (10 Mart 2020-10:33)

145903828 (10 Mart 2020-10:36)

37184321 (10 Mart 2020-10:39)

40794757 (10 Mart 2020-10:43)

109135546 (10 Mart 2020-10:45)

Sayfa 20

170424171 (10 Mart 2020-10:47)

Sayfa 23

76294032 (10 Mart 2020-10:48)

Sayfa 25

155174079 (10 Mart 2020-10:50)

Sayfa 27

43744947 (10 Mart 2020-10:55)

35451374 (10 Mart 2020-10:57)

74712916 (10 Mart 2020-14:18)

24872177 (10 Mart 2020-14:45)

Sayfa 30

<https://pixabay.com/tr/photos/konferans-salonu-sahne-dramaturji-3079906/>

(10 Mart 2020-17:04)

https://www.freepik.com/free-photo/happy-girl-with-winter-clothing-shopping-bags_5855403.htm

(10 Mart 2020-17:06)

https://www.freepik.com/free-photo/side-view-little-girl-running_5325483.htm

(10 Mart 2020-17:08)

https://www.freepik.com/free-photo/child-bicycle-asphalt-road-summer-bike-park_10166292.htm

(10 Mart 2020-17:14)

https://www.freepik.com/free-photo/playful-classmates-having-fun-playground_867855.htm

(10 Mart 2020-17:19)

https://www.freepik.com/free-photo/joyful-kids-watching-movie-3d-glasses-cinema_8794219.htm

(10 Mart 2020-17:27)

https://www.freepik.com/free-photo/concentrated-girl-playing-soccer_1155637.htm

(10 Mart 2020-17:28)

https://www.freepik.com/free-photo/lovely-boy-playing-video-games_2081252.htm

(10 Mart 2020-17:45)

Sayfa 31

Bu görsel komisyonumuz tarafından oluşturulmuştur.

Sayfa 32

855435 (14 Mart 2020-11:40)

22360452 (14 Mart 2020-11:56)

162278138 (14 Mart 2020-11:58)

ID numaraları bulunan görsellere www.dreamstime.com adresinden Aralık 2019-Temmuz 2020 tarihleri arasında erişim sağlanmıştır.