


Grade 2

Unit 10

ANIMALS



Functions:

- Expressing abilities
- Expressing likes and dislikes
- Making simple inquiries



Editörler


Prof. Dr. Paşa Tefvîk CEPHE
Prof. Dr. Kemal Sinan ÖZMEN
Prof. Dr. Cem BALÇIKANLI

Yazarlar

Fatma DEMİRCAN
Gonca AKISKALI
Aysel BERKET
Ferdî GÜNAY

Görsel Tasarım Uzmanları

Tolga TANYEL
Nafize AĞIR
Bahadır UYSAL

Function 1		Listening	
Grade	2 (A1)		
Functions	Expressing abilities		
Skills	Speaking (warm up) Listening for specific information Speaking (fluency)		
Duration	30 minutes		
Materials Required	Tapescript 10.1 Tapescript 10.2 Worksheet in Appendix A Worksheet in Appendix B		
Aims	To recognize the names of certain animals and their abilities To talk about abilities of certain animals		
Procedures	<ol style="list-style-type: none"> 1. The teacher asks lead-in questions to the class. 2. The teacher asks the students to number the animals after they listen to the Tapescript 10.1. 3. The teacher plays the Tapescript 10.2. S/he asks the students to complete the statements with the suitable animals in the box. 4. In speaking activity, the teacher asks the students to look at the picture and talk about the animals in the picture. The teacher reminds them to use the verbs in the box. 		


Appendix A

Lead in

Answer the questions.

Have you got a pet? If yes, what is its name?

Can it fly or swim?



Listening

Tapescript 10.1




Listen to the animal sounds and number the animals.

a. monkey



b.horse



c. duck



d.elephant



e. bird



f. donkey



g. snake




h. cow



i. lion





Listening

Listen and complete the statements.

Monkeys Spiders Birds Horses Ducks

1. can fly.
2. can swim.
3. can jump.
4. can run fast.
5. can climb.




Speaking

Look at the picture and talk about the animals.
Use the verbs in the box.


USE

jump
swim
fly
run



Birds can fly.



Function 2		Listening	
Grade	2 (A1)		
Function	Expressing likes and dislikes		
Skills	Speaking (warm-up) Listening for specific information Speaking (accuracy)		
Duration	30 minutes		
Materials Required	Tapescript 10.3 Worksheet in Appendix A Worksheet in Appendix B		
Aims	To understand common expressions about likes and dislikes To talk about the animals they like/dislike		
Procedures	<ol style="list-style-type: none"> 1. The teacher asks lead in question. 2. The teacher plays the Tapescript 10.3. S/he asks the students to tick the animals Jenny likes. 3. The teacher replays the tapescript 10.3 and asks the students to complete the statements. 4. In speaking activity, the teacher asks the students to draw the animals they like/dislike and say the animals they like/dislike. 		


Appendix A

Lead in

Answer the questions.

Do you like animals?

Which animals do you like/dislike? Why?




Listening

Tapescript 10.3


a. Listen and tick the animals Jenny likes.



a



b



c



d



e




f

b. Listen again and complete the statements.

1. I like but I don't like
2. are funny animals. I like them.
3. But I don't like
4. I like and They are lovely!

Draw the animals you like/don't like and say.



Function 3 Speaking 	
Grade	2 (A1)
Function	Making simple inquiries
Skills	Speaking (warm-up) Listening for specific information Speaking (fluency)
Duration	30 minutes
Materials Required	Tapescript 10.4 Worksheet in Appendix A Worksheet in Appendix B Worksheet in Appendix C
Aims	To understand common expressions about abilities To ask and answer about abilities
Procedures	<ol style="list-style-type: none"> 1. The teacher asks lead in questions. 2. The teacher plays the Tapescript 10.4. S/he asks the students to choose which animal Simon has got. 3. The teacher replays the tapescript 10.4 and asks the students to put the statements in the correct order. 4. In speaking activity, the teacher asks the students to look at the picture, ask and answer questions as in the example. 5. The teacher asks the students to focus on the Spotlight. S/he asks them to say the tongue twister. 6. As a project, the teacher asks the students to prepare animal masks with waste materials and talk about the abilities of these animals.

Appendix A

Lead in

Answer the questions.

Can birds fly?

Which one can run fast? A turtle or a dog?



Listening

Tapescript 10.4



a. Listen and choose Simon's pet.



b. Listen again and put the statements in the correct order.

☐

Have you got a pet?

☒

Can you jump?

☐

No, it can't.

☐

Can it fly?

☐

Yes.

☐

Yes, I have got a bird.


☐

Yes, I can.

☐

Can it jump?

Look at the picture.
Ask and answer questions.



Can birds fly?

Yes. Birds can fly.



Spotlight

Say the tongue twister.

Can a can opener open a can?



Project

Prepare animal masks with waste materials and say.



Horses can run fast.



Listening Texts

Function 1 Appendix A Listening

a. Listen to the animal sounds and number the animals.

Tapescript 10.1

1. cow sound
2. horse sound
3. monkey sound
4. donkey sound
5. elephant sound
6. duck sound
7. lion sound
8. bird sound
9. snake sound

Function 1 Appendix B b. Listen and complete the statements.

Tapescript 10.2

Birds can fly.
Ducks can swim.
Monkeys can jump.
Horses can run fast.
Spiders can climb.

Function 2 Appendix A Listening

a. Listen and tick the animals Jenny likes.

Tapescript 10.3

Jenny: I like donkeys but I don't like spiders because they are dangerous. Monkeys are funny animals! I like them. But I don't like snakes. I like chickens and ducks. They are lovely!

Tapescript 10.3

b. Listen again and complete the statements.

Function 3 Appendix A Listening

a. Listen and choose Simon's pet.

Tapescript 10.4

Henry: Can you jump?
Simon: Yes, I can.
Henry: Have you got a pet?
Simon: Yes, I have got a bird.
Henry: Can it jump?
Simon: No, it can't.
Henry: Can it fly?
Simon: Yes.

Tapescript 10.4

b. Listen again and put the statements in the correct order.

The Key

Function 1 Appendix A Listening a

- a. 3
- b. 2
- c. 6
- d. 5
- e. 8
- f. 4
- g. 9
- h. 1
- i. 7

Function 2 Appendix A Listening a

c-d-e-b

Listening b

- 1. donkeys - spiders
- 2. monkeys
- 3. snakes
- 4. chickens - ducks

Function 3 Appendix A Listening a

a

Listening b

3-6-8-2-1-7-4-5

Appendix B Listening b

- 1. birds
- 2. ducks
- 3. monkeys
- 4. horses
- 5. spiders

References

(2018) İngilizce Dersi Öğretim Programı (İlkokul ve Ortaokul 2,3,4,5,6,7 ve 8. sınıflar). **Ankara: MEB**

Visual Reference

Name

Date

Pages

Web pages

shutterstock_1169226595 28.07.2020

11

<https://www.shutterstock.com/tr/image-vector/cute-cartoon-boy-girl-beautiful-clothes-1169226595>