

GRADE

UNIT

8

1



Functions

- * **Accepting and refusing / Apologizing / Giving explanations and reasons**
- * **Making simple inquiries**



YAZARLAR

Ali KELEŐ
Yavuz KARADAĐ
Fatma Arzu AĐAOĐLU
CoŐku AKER

EDİTÖR

Prof. Dr. PaŐa Tefvik CEPHE
Prof. Dr. Kemal Sinan ÖZMEN
Prof. Dr. Cem BALÇIKANLI

GÖRSEL TASARIM

Serkan UTLU





Grade	8.1
Function	Accepting and refusing / Apologizing / Giving explanations and reasons Making simple inquiries
Skills	Listening Listening : For specific information Speaking : Free speaking for lead in Writing: Genre: Dialogues, Audience:Peers, Purpose : Suggestions and Accepting and refusing
Duration	25 mins.
Materials required	Track 1 for listening Photos for lead in activity in Appendix A Photos for listening in activity in Appendix B Dialogues for writing activity in Appendix C
Aims	To understand the specific information in short conversations on everyday topics, such as accepting and refusing an offer/invitation, apologizing and making simple inquiries.
Procedures	<ol style="list-style-type: none"> 1. The teacher starts the activity by asking lead in questions using photos in Appendix A. 2. The teacher plays the track 1 and replays it if necessary. 3. While the students are listening to the text, the teacher asks them to number the photos in Appendix B. 4. The teacher plays the track 1 again. While the students are listening to the text, the teacher encourages the students to complete the offers. 5. The teacher gives out the Appendix C and asks the students to fill in the blanks with the offer phrases. 6. After the students fill in the blanks, the teacher asks the students to find out the answers are whether "accepting" or "refusing" in Appendix C.



Lead in

Answer the questions.

- * Do you like parties?
- * Which party would you like to join? Why?
- * How do you invite people to your parties?

Appendix A





Appendix B

A. Listen to the dialogues and number the photos.



B. Listen to the dialogues again and complete the offers.

1. Would you like to
2. How about
3. Would you like to
4. Shall we
5. Let's



Appendix C


C. Fill in the blanks with the phrases below then write A (Accept) R (Refuse).

How about?

Let's

Shall we?

Would you like?




Waiter

Good evening. to see the menu, sir?

.....

Yes, please.



Bob



Berke


..... go out for dinner on Friday?

.....

That sounds great, thanks.



Kemal




Mother


..... having another slice of cake, Mike?

.....

No. Thanks, Mom.



Mike




Ceren

It is 1 pm and I am so hungry. eat something Melis.

.....

Sorry. I'm afraid I have to finish my task. Then, I can eat something.



Melis



Grade	8.1
Function	Accepting and refusing / Apologizing / Giving explanations and reasons Making simple inquiries
Skills	Speaking Speaking : Focus on fluency Reading sub-skills: Skimming
Duration	25 mins.
Materials required	Chart for speaking activity in Appendix A Dialogues for reading activity in Appendix B Photos for speaking activity in Appendix C
Aims	To interact with reasonable ease in structured situations and short conversations involving accepting and refusing an offer / invitation, apologizing and making simple inquiries. To make simple inquiries, give explanations and reasons.
Procedures	<ol style="list-style-type: none"> 1. The teacher starts the activity by asking lead in questions in Appendix A. 2. The teacher gives out the Appendix B and asks the students to read the dialogue and answer comprehension questions in Appendix B, then asks students to share their answers. 3. The teacher gives out the Appendix C and asks the students to match the bubbles with the photos in pairs. 4. By keeping the students' pace in mind, the teacher asks the students to focus on the excuses and make similar dialogues using excuses as in the examples.



Appendix A

A. Read the offers. Which ones would / wouldn't you like to join? Why?

Let's eat Italian food tonight.

Would you like to do some housework with me?

Shall we go to the festival in Kuşadası?

How about going ice skating?



Appendix B

B. Read the conversation and answer the questions.



Mom, I am so excited for tonight!

Of course you are! It is your favorite music band's concert.



Kaan

Mom, why don't you join us? You really like them, too.

That will be great but Kaan you will be with your friends and I can watch my favorite TV show. It will be your night. Enjoy it.

Mother

Kaan

OK. Thanks, mom.

1. What kind of event will Kaan go?

2. Who will be with him?

3. Does his mother accept his offer?
If not, what is her excuse?



Appendix C

C. Match the photos with the excuses. Work in pairs and make dialogues.



.....



.....



.....



.....

have a flu

I feel blue.



.....

the weather is snowy

take care of my dog



.....

too busy at the weekend

help my mother in the kitchen



.....

have an appointment

visit my grandma at the hospital



.....

my car broke down



.....

Example:

Would you like to go shopping with me?

I am sorry but I must visit my grandpa at the hospital.

How about joining trekking organization at the weekend?

I'd love but I have an appointment in İzmir.



Grade	8.1
Function	Accepting and refusing / Apologizing / Giving explanations and reasons Making simple inquiries
Skills	Reading Reading sub-skills : Skimming and scanning Writing Genre: Message (tweet) Audience: Peers, Purpose: To write a short and simple tweet post the invitation.
Duration	30 mins.
Materials required	Text for reading activity in Appendix A Tweet template in Appendix B
Aims	To understand short and simple invitation letters, cards and e-mails.
Procedures	<ol style="list-style-type: none"> 1. The teacher asks lead in questions. 2. The teacher asks the students to scan the invitation mails in Appendix A for 5 minutes and asks them "Who is the sender? Who is the receiver?" 3. The teacher asks the students to read the invitation mails again and answer comprehension questions. 4. The teacher asks the students to share their answers. Instead of correcting mistakes by herself/himself, the teacher wants the students to correct their peers' mistakes. 5. The teacher asks the students to read the Rubi's party tweet in Appendix B and write a message to post on Twitter to invite their friends in Appendix B. 6. The teacher asks the students to prepare a party poster like Rubi's.



Appendix A


A. Read the invitation emails and answer the following questions.

A

New Message

To:@mail.com

Subject: Birthday invitation



Hi Kerem,

It is my birthday next Sunday, on May 17th. I am having a big party for my friends in our garden. Can you come to my party? It will be a lot of fun for us. You will see a nice decoration with colourful balloons. We will dance and play games. The birthday cake will be surprise to me. I hope it will be chocolate cake. At the end of the party we can swim in the pool and eat ice cream. I hope you will be with us on Sunday.

See you soon

Yiğit

P.S. Please let me know if you can come or not.

Send


1. What kind of party is it?
2. Where is the party?
3. What can they do at the end of the party?

B

New Message

To:@mail.com

Subject: Birthday invitation



Hi Jenny,

I am having my 15 years old birthday party on Saturday afternoon at my aunt's café. Would you like to be with us? I am sure we will have great time. I invited my friends at school and they will come to the party. They will bring some snacks. Can you bring some snacks, too?

The café is on Grand Street next to the City Hall. It is easy to find it because of the flowers in front of it.

I hope you can come to the party.

See you soon

Katty

Send

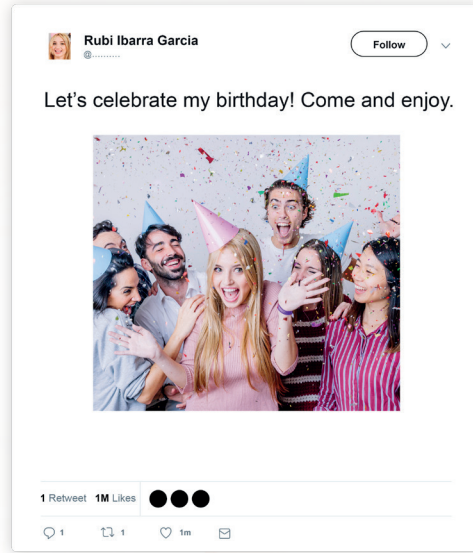
1. How old is Katty now?
2. Did she send invitation only to Jenny?
3. Is the café next to the flower shop?



Appendix B

B. A birthday party at home is better than a party in a café or anywhere. Is it true or not? Discuss in groups.

This is Rubi Ibarra Garcia's birthday party invitation poster. She is 19 years old, but she is the most famous party thrower in the world. Because of the social media, thousands of people will join this party.



C. Your birthday party is next week. Write a message to post on Twitter to invite your friends. What would you like to say? Prepare a poster like Rubi.

example @..... Follow

.....

.....



Grade	8.1
Function	Accepting and refusing / Apologizing / Giving explanations and reasons Making simple inquiries
Skills	Writing Reading sub-skills: Scanning Writing integrated with reading Writing Genre: e-mail, Audience: Peers, Purpose: to write a short apologizing e-mail.
Duration	30 mins.
Materials required	Postcard for writing activity in Appendix A Invitation for writing activity in Appendix B.
Aims	To write an invitation for an event. To write a short apologizing e-mail.
Procedures	1. The teacher asks the students to read the postcard and answer the questions in Appendix A. 2. The teacher asks the students to read the e-mails and reply the e-mail as in the example in Appendix B.



Appendix A

A. Read the postcard. What is about? What does Heidi offer?



-POSTCARD-

Dear Macy,



Greetings from France. I am with my grandparents here. I'm having a lot of fun! Why don't you come and visit us this summer? I miss you so much. A bunch of kisses from France!

I love you!

Heidi.



Appendix B


B. Read Kerem and Yiğit's emails. Then, imagine that you were Jenny. Write a letter to apologize and make your excuses for not attending Katty's party.

Example:

New Message

To:@mail.com

Subject: Birthday invitation


 Hi Kerem,
It is my birthday next Sunday, on May 17th. I am having a big party for my friends in our garden. Can you come to my party? It will be a lot of fun for us. You will see a nice decoration with colourful balloons. We will dance and play games. The birthday cake will be surprise to me. I hope it will be chocolate cake. At the end of the party we can swim in the pool and eat ice cream. I hope you will be with us on Sunday.
See you soon
Yiğit
P.S. Please let me know if you can come or not.

Send

New Message

To:@mail.com

Subject: Birthday invitation

 *Hi Yiğit,*
Thank you so much for inviting me to your birthday party. Unfortunately, we will visit our grandparents in the village and we will spend the weekend there. So I can't attend to the party. I hope you will have a wonderful time with your friends and I hope you will enjoy your birthday cake.
Happy birthday!
Kerem


Send



New Message [window controls]

To:@mail.com

Subject: Birthday invitation

 Hi Jenny,
I am having my 15 years old birthday party on Saturday afternoon at my aunt's cafe. Would you like to be with us? I am sure we will have great time. I sent this invitation email to my friends at school and they will come to the party. They will bring some snacks. Can you bring some snacks, too? The café is on Grand Street next to the City Hall. It is easy to find it because of the flowers in front of it.
I hope you can come to the party.
See you soon
Katty


Send [window controls]



New Message [window controls]

To:@mail.com

Subject: Birthday invitation

 *Dear Katty,*
.....
.....
.....
.....
.....

Send [window controls]



LISTENING - (Track 1)

Appendix A

- Students' own answers.

Appendix B

A. Listen to the dialogues and number the photos.

Track 1:

1. Frank: Hi, Steve. We are meeting for a football tournament at school, would you like to join us?

Steve: Hi, Frank. When is the tournament?

Frank: On Saturday.

Steve: I would love to but I have plans for the weekend. Maybe another time.

2. Pelin: We are having a slumber party tonight at my house. How about joining us?

Seda: Sure. What should I bring?

Pelin: You can get some movie CDs.

Seda: OK. See you tonight. Bye.

Pelin: Bye.

3. Joey: Would you like to go to the cinema with me?

Nancy: I have nothing better to do. What time is the movie?

Joey: It's at 8 pm.

Nancy: OK. Shall we meet in front of the cinema at 7:30?

Joey: Sure. See you, then.

Nancy: See you.

4. Ivan: I am hungry, mom.

Mom: How about eating out tonight?

Ivan: Great idea.

Mom: What would you like to eat?

Ivan: Pizza.

Mom: OK. Let's get ready.

1.b 2.d 3.a 4.c

B. Listen to the dialogues again and complete the offers.

1. join us

2. joining us/eating out tonight

3. go to the cinema with me

4. meet in front of the cinema at 7:30

5. get ready



Appendix C

C. Fill in the blanks with the phrases below then write A (Accept) R (Refuse).

Waiter: Good evening. **Would you like** to see the menu sir?

Bob: Yes, please.

Berke: **Shall we** go out for dinner on Friday?

Kemal: That sounds great, thanks.

Mother : **How about** having another slice of cake, Mike?

Mike: No. Thanks, Mom.

Ceren: It is 1 pm and I am so hungry. **Let's** eat something Melis.

Melis: Sorry. I'm afraid I have to finish my task then I can eat something.

SPEAKING

Appendix A

Students' own answers.

Appendix B

A. Read the conversation and answer the questions.

1. He will go to his favorite music band's concert.
2. He will be with his friends.
3. No, she doesn't. She wants him to be his friends and she will watch her favorite TV show on TV.

Appendix C

A. Match the photos with the excuses. Work in pairs and make dialogues.

1. have a flu
2. my car broke down
3. too busy at the weekend
4. take care of my dog
5. help my mother in the kitchen
6. visit my grandma at the hospital
7. the weather is bad
8. I feel blue.
9. have an appointment



READING

Appendix A

A. Read the invitation emails and answer the following questions.

A- 1. It's a birthday party.

2. In their garden.

3. They can swim in the pool and eat ice cream.

B. 1. She's 15.

2. No, she didn't.

3. No, it isn't.

Appendix B

B. Students' own answers.

C. Students' own answers.

WRITING

Appendix A

A. Read the postcard. What is about? What does Heidi offer?

It's about an invitation for visiting France. Heidi offers Mary to come France and visit her in summer.

Appendix B

B. Students' own answers.



-----References-----

(2018) İngilizce Dersi Öğretim Programı (İlkokul ve Ortaokul 2, 3, 4, 5, 6, 7 ve 8. sınıflar). Ankara: MEB.

----- Visual References-----

WEB SITE	ID	DATE	TIME	PAGE
www.freepik.com	4944611	10.08.2020	08:45	Cover
www.freepik.com	3222554	10.08.2020	08:46	2
www.freepik.com	3717037	10.08.2020	08:47	2
www.freepik.com	4502510	10.08.2020	08:48	2
https://www.pexels.com/tr-tr/fotograf/insanlar-kadin-ayakta-sevinc-3978519/	3978519	10.08.2020	08:48	2
www.freepik.com	2347855	10.08.2020	08:49	3
www.freepik.com	4124074	10.08.2020	08:49	3
www.freepik.com	8654893	10.08.2020	08:50	3
www.freepik.com	5225134	10.08.2020	08:51	3
www.freepik.com	5209640	10.08.2020	08:52	4
www.freepik.com	5878881	10.08.2020	08:54	4
www.freepik.com	916469	10.08.2020	08:56	4
www.freepik.com	1027269	10.08.2020	08:58	4
www.freepik.com	1019954	10.08.2020	08:59	4
www.freepik.com	2063219	10.08.2020	09:10	4
www.freepik.com	1284473	10.08.2020	09:12	4
www.freepik.com	4153203	10.08.2020	09:12	7
www.freepik.com	3724422	10.08.2020	09:15	7
www.freepik.com	951616	10.08.2020	09:16	8
www.freepik.com	4875035	10.08.2020	09:17	8
www.freepik.com	6586794	10.08.2020	09:19	8
www.freepik.com	7575023	10.08.2020	09:20	8
www.freepik.com	4763080	10.08.2020	09:20	8
www.freepik.com	2831629	10.08.2020	09:21	8
www.freepik.com	3232800	10.08.2020	09:22	8
https://www.pexels.com/tr-tr/fotograf/agaclar-arabalar-arac-lar-don-512229/	512229	10.08.2020	09:23	8
www.freepik.com	3688498	10.08.2020	09:25	10
www.freepik.com	4144407	10.08.2020	09:26	10
www.freepik.com	1429740	10.08.2020	09:28	11
www.freepik.com	946218	10.08.2020	09:30	13
www.freepik.com	865556	10.08.2020	09:31	13
www.freepik.com	3688498	10.08.2020	09:33	14
www.freepik.com	8270063	18.09.2020	14:33	15
www.freepik.com	4144407	10.08.2020	09:35	15