

ADVENTURES OF ZURY

SÜREÇ DEĞERLENDİRMeye YÖNELİK ETKİNLİK KİTABI

İlkokul İngilizce
2. Sınıf

Click here



for Zury's song



ADVENTURES OF ZURY

SÜREÇ DEĞERLENDİRMeye YÖNELİK ETKİNLİK KİTABI





İSTİKLÂL MARŞI

Korkma, sönmez bu şafaklarda yüzen al sancak;
Sönmeden yurdumun üstünde tüten en son ocak.
O benim milletimin yıldızıdır, parlayacak;
O benimdir, o benim milletimindir ancak.

Çatma, kurban olayım çehreni ey nazlı hilâl!
Kahraman ırkıma bir gül... ne bu şiddet bu celâl?
Sana olmaz dökülen kanlarımız sonra helâl,
Hakkıdır, Hakk'a tapan, milletimin istiklâl.

Mehmet Âkif Ersoy

ANDIMIZ

Türküm, doğruyum, çalışkanım.

İlkem küçüklerimi korumak, büyüklerimi saymak; yurdumu, milletimi özümnden çok sevmektir.


Ülküm yükselmek, ileri gitmektir.

Ey Büyük Atatürk!

Açtığın yolda, gösterdiğin hedefe durmadan yürüyeceğime ant içerim.

Varlığım Türk varlığına armağan olsun.

Ne mutlu Türküm diyene!



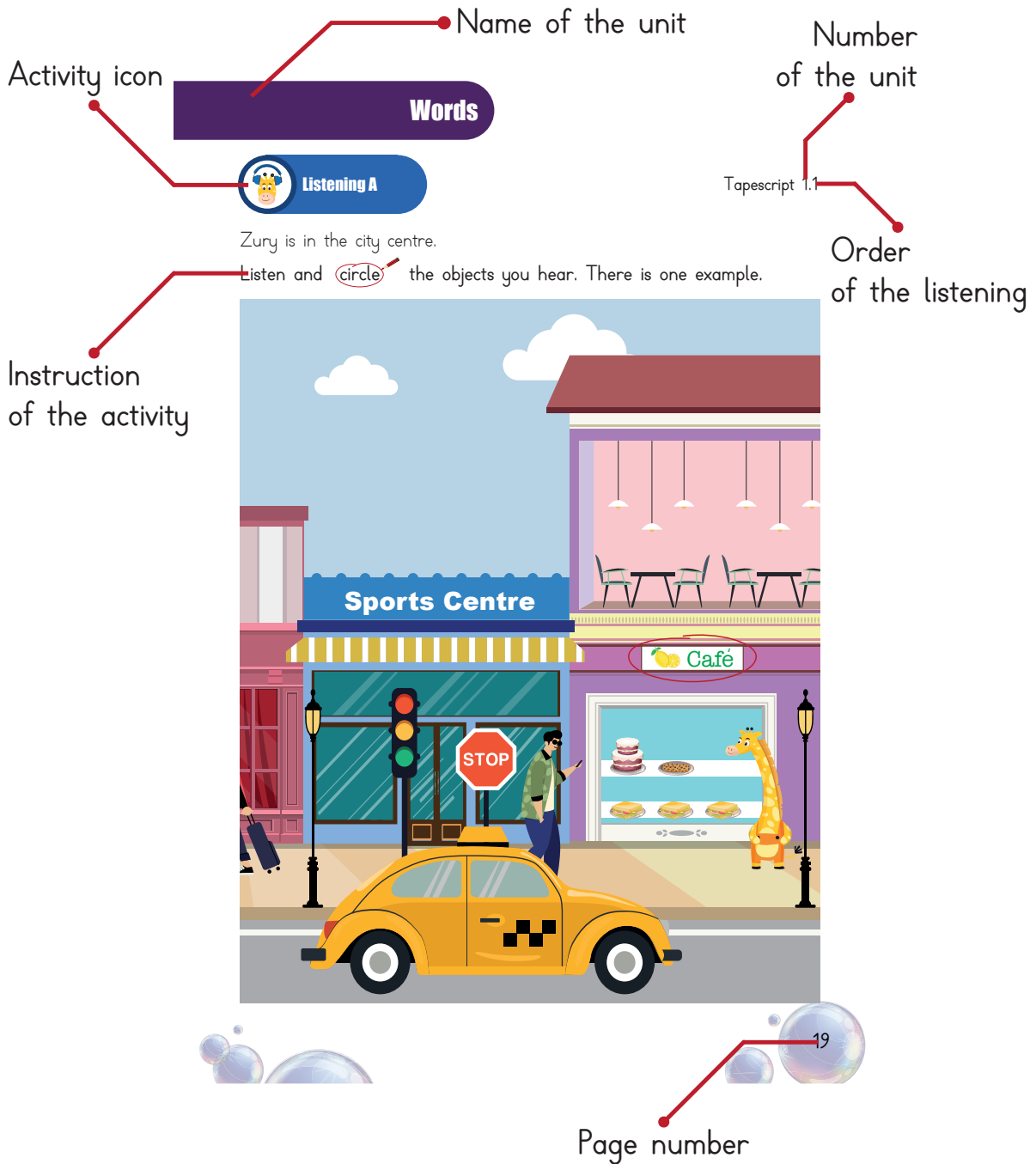
MUSTAFA KEMAL ATATÜRK

Contents

Introduction of the Book	3
Activity Icons	4
Characters	7
Unit 1 Words	17
Unit 2 Friends	29
Unit 3 In the classroom	41
Unit 4 Numbers	53
Unit 5 Colours	71
Unit 6 At the playground	87
Unit 7 Body parts	99
Unit 8 Pets	107
Unit 9 Fruit	117
Unit 10 Animals	131
Crafts	147



Introduction of the Book



Activity Icons

Listen



Listening

Speak



Speaking

Check your answers



Self-assessment

Check your friends' answers



Peer assessment

Open your book on page 149



Go to page 149

Activity Icons



Make a circle



Put a tick



Put a cross



Draw lines



Colour



Draw



Stick



Number



CHARACTERS















Unit 1

WORDS



Hello!
My name is Zury.




Listening A

Tapescript 1.1

Zury is in the city centre.

Listen and circle the objects you hear. There is one example.





Peer assessment

Exchange your books with your deskmates'. Check each other's answers and put a tick ✓ or a cross ✗.

Name and surname:

CHECKLIST

My friend can hear

a café



a cake



sandwiches



a taxi





Listening B

Tapescript 1.2

Zury is at the restaurant.

Listen and circle the objects you hear. There is one example.





Peer assessment

Exchange your books with your deskmates'. Check each other's answers and put a tick ✓ or a cross ✗.

Name and surname:

CHECKLIST

My friend can hear

a
restaurant



a
salad



a
panda



a
pizza



a
zebra






Speaking A

Tapescript 1.3

Zury wants to play a game. Let's play with Zury.
Look at the cards and say.



Unit 2

FRIENDS

Oh! Look at the kids. They are playing games. Hello, kids!





Listening A

Tapescript 2.1

Zury is meeting some children and making new friends.
Listen and draw lines . There is one example.

One of the statements is extra.

a. My name is Harry.


b. This is Tom.

c. Hello!

d. I am Mary.


e. What is your name?

f. Good morning!













Self-assessment

Check your answers and put a tick .

Name and surname:

CHECKLIST

I can hear


			
1.			<input type="checkbox"/>
2.		<input type="checkbox"/>	<input type="checkbox"/>
3.		<input type="checkbox"/>	<input type="checkbox"/>
4.		<input type="checkbox"/>	<input type="checkbox"/>
5.		<input type="checkbox"/>	<input type="checkbox"/>





Make your puppet. Work in pairs and introduce yourselves to each other.

Hello! My name is Zury.
What is your name?



Hi! I am - - - - .

You



Listening B

Tapescript 2.2

Zury and his friends are greeting each other.

Listen and circle the correct pictures.

Name and surname:

1. a)



b)



2. a)



b)



3. a)



b)





Speaking B

Zury and his friends are playing a game in the garden. Let's play with them.
Throw the ball. Ask and answer the question.



Unit 3

IN THE CLASSROOM

Hello! We are going to school.





Listening A

Tapescript 3.1

Zury is in the classroom.


Listen and tick  the actions you hear.

Name and surname:


1. a)



b)



2. a)



b)



3. a)



b)








Listening B

Tapescript 3.2

Zury needs help.

Listen and tick  the correct picture.

a.



b.





Speaking A

Zury and his friends are in the classroom. They are playing a game. Let's play with them.

One of your friends is going to be a robot. Give instructions to her/him.





Listening C

Tapescript 3.3

Zury and Mary are talking to each other.

Listen and draw lines . There is one example.

One of the statements is extra.

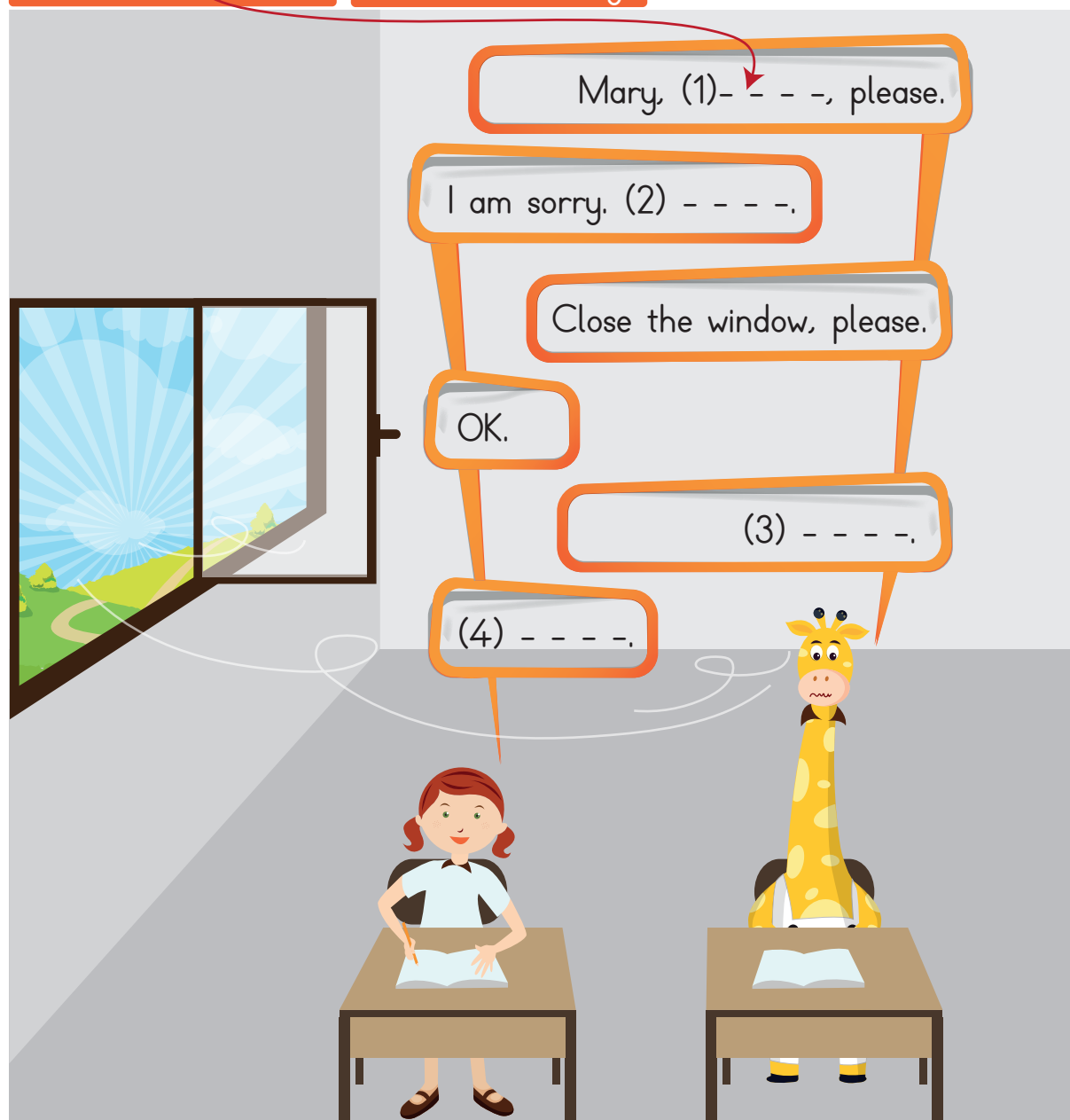
a. Thank you

b. You are welcome

c. Say that again, please

d. close the window

e. Good morning



Mary, (1) - - - -, please.

I am sorry. (2) - - - -.

Close the window, please.

OK.

(3) - - - -.

(4) - - - -.



Self-assessment

Check your answers and put a tick ✓.

Name and surname:

CHECKLIST

I can hear

		
Close the window.	<input checked="" type="checkbox"/>	<input type="checkbox"/>
Say that again, please.	<input type="checkbox"/>	<input type="checkbox"/>
Thank you.	<input type="checkbox"/>	<input type="checkbox"/>
You are welcome.	<input type="checkbox"/>	<input type="checkbox"/>



Jack and Harry are talking to each other.

Work in pairs. Give instructions to your deskmate. Help your friend do the craft.



A

Draw Zury's balloons.
Colour Zury's balloons.
Cut the picture.

Thank you.

B

Excuse me.
I'm sorry.
Say that again, please.

You're welcome.

Unit 4

NUMBERS

Hello, this is my room.
I have new school objects.
I'm so happy.





Listening A

Tapescript 4.1

Zury is looking for his school bag. Let's help Zury find it.

Listen and  colour the numbers you hear in each line.






There is one example.



Quick Check






Check your answers and tick  the correct shape.

1.






☐

2.








☐

3.

☐





Peer assessment

Exchange your books with your deskmates'. Check each other's answers and put a tick ✓ or a cross ✗.

Name and surname:

CHECKLIST

My friend can hear

one

☐

three



five

☐

six

☐

eight

☐



Speaking A

Zury is playing a game. Let's play with him.


Choose a card. Count to ten and mime the action.





Listening B

Tapescript 4.2

Zury is getting ready for school. He needs help to find his classroom objects. Listen and draw lines . There is one example.



Quick Check

Check your answers and tick  Zury's school bag.

crayons
a notebook
scissors
a sharpener
an eraser

☐

a book
paper
a pencil
an eraser
a sharpener

☐



Peer assessment

Exchange your books with your deskmates'. Check each other's answers and put a tick ✓ or a cross ✗.

Name and surname:

CHECKLIST

My friend can hear

an
eraser

☐

crayons

☐

a
notebook

☐

scissors

☐

a
sharpener

☒





Speaking B



Go to page 153

Zury is at the stationer's. He needs some classroom objects.

Work in pairs. Ask for the school objects. Make a similar dialogue.





Listening C

Tapescript 4.3


Zury and his friends are in the classroom.

Listen and circle the correct pictures.


Name and surname:

1.

a.



b.



2.

a.



b.



3.

a.




b.




4.

a.



b.





Speaking C

Zury and Harry are in their classroom. They are talking about classroom objects. Work in pairs. Ask and answer questions about the classroom objects in the picture.





Unit 5

COLOURS

We love parties.
Let's enjoy ourselves.















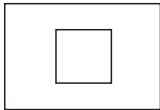




Listening A

Tapescript 5.1


The colours of Zury's picture are missing.


Listen and tick  the colours you hear. Then, ~~colour~~  the picture.
There is one example.

- | | | | | | |
|----|--|--|----|---|--|
| 1. |  |  | 4. |  |  |
| 2. |  |  | 5. |  |  |
| 3. |  |  | 6. |  |  |



Go to next page to colour








Listening B

Tapescript 5.2

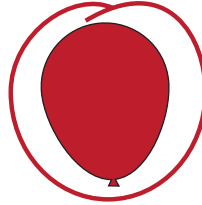
Zury's friends are organising a party.

Listen and circle the correct objects. There is one example.




Jack

a.



b.




Harry

a.




b.





Mary

a.



b.



Nora

a.



b.




Emily

a.



b.



Tom

a.



b.





Self-assessment

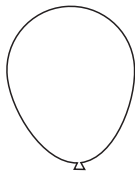
Check your answers and put a tick ✓ or a cross ✗.

Name and surname:

CHECKLIST

I can hear


red



blue



pink



green



purple



orange





Speaking A

Zury and Emily are opening Zury's presents.

Work in pairs. Ask and answer questions about the colours of the objects in the picture.





Listening C

Tapescript 5.3

Zury and his friends are going to a restaurant. They are getting ready. Listen and circle the colours they like. There is one example.

Name and surname:

Zury



b.



Mary

a.



b.



Tom

a.



b.



Emily

a.



b.



Harry

a.



b.






This is a colour tree. Make your own tree with your favourite colours.
Cut out and colour your leaves. Tell the colours you like and don't like.



Hi! I am Zury. I like red.
I don't like green.



Unit 6

AT THE PLAYGROUND



At the playground



Listening A

Tapescript 6.1

Zury's friends do some activities at the playground.

Listen and circle the correct activities.

1. a)



b)




2. a)



b)



3. a)



b)












Self-assessment

Check your answers and put a tick ✓.

Name and surname:

CHECKLIST

I can hear

			
1.		<input type="checkbox"/>	<input type="checkbox"/>
2.		<input type="checkbox"/>	<input type="checkbox"/>
3.		<input type="checkbox"/>	<input type="checkbox"/>



At the playground















Speaking A

Zury and his friends do some activities at the playground.

Work in pairs. Ask and answer questions about the activities in the table.





	Your friend	
 jump		
 swing		
 ride a bike		
 run		



Listening B

Tapescript 6.2

Zury and his friends are enjoying themselves at the playground.


Listen and stick  the pictures to the correct places.  **Go to page 159**

There is one example.










Peer assessment

Exchange your books with your deskmates'. Check each other's answers and put a tick .


Name and surname:

CHECKLIST

My friend can hear

		
	<input checked="" type="checkbox"/>	<input type="checkbox"/>
	<input type="checkbox"/>	<input type="checkbox"/>
	<input type="checkbox"/>	<input type="checkbox"/>







At the playground



Speaking B

Zury is playing a game with his friends.

Choose a card from the box. Make a suggestion. Do the activity with your classmates.



Unit 7

BODY PARTS





Listening A


Tapescript 7.1

Zury doesn't feel well. He is in hospital.


Listen and circle the actions you hear.

Name and surname:

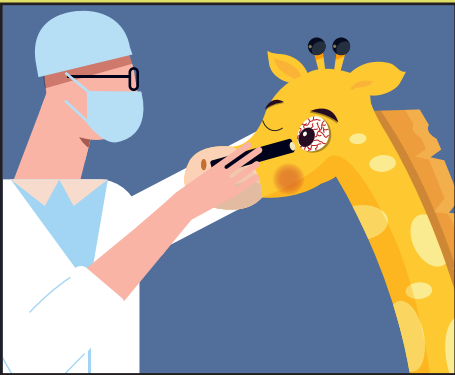
a.



b.



c.



d.






Speaking A

Jack and Tom are talking to each other.

Work in pairs. Be a doctor and give instructions to your friend.



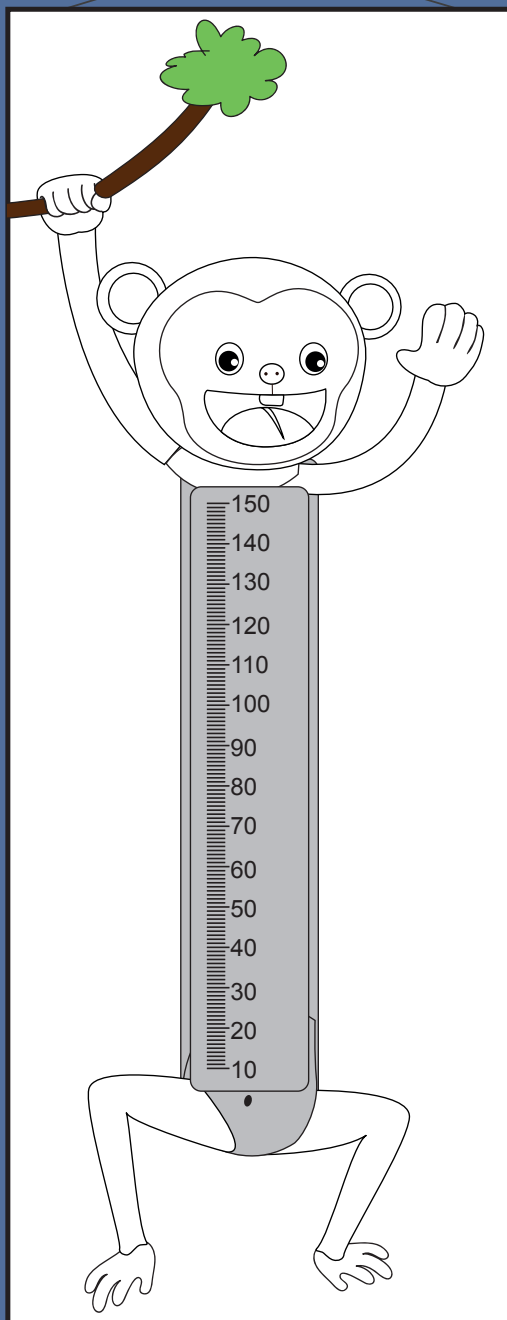


Listening B

Tapescript 7.2

This is Monki.

Listen and colour Monki.



Orange

Blue

Pink

Green

Body parts



Speaking B


Zury and Mary are drawing their characters.

Work in pairs and draw  your characters.



Draw two heads.

OK, let's do it.





Speaking C



Go to page 161

Emily and Jack are talking about body parts.

Work in pairs. Ask and answer questions about body parts.



Unit 8

PETS

We are having a picnic
with our pets.





Listening A

Tapescript 8.1

Kids are talking to each other about their pets.

Listen and draw lines . There is one example.

One of the pets is extra.



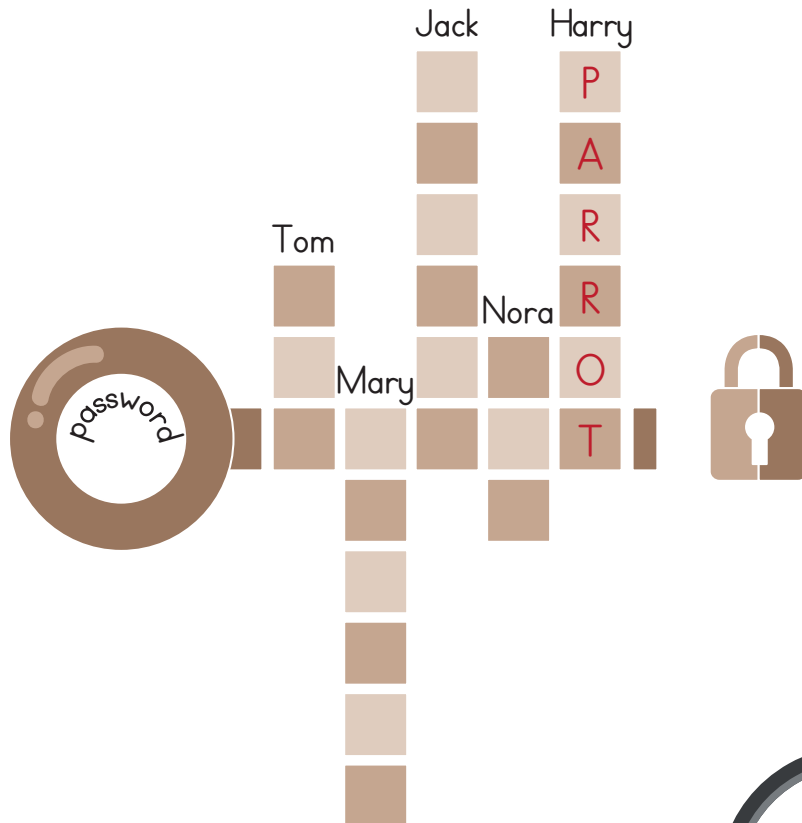




Self-assessment

Check your answers and complete the crossword puzzle.

Name and surname:



You are T !



Listening B

Tapescript 8.2

Kids are looking for their pets.

Listen and stick  the pictures to the correct places.

There is one example.



Go to page 163

Name and surname:






Speaking A



Go to page 165

Harry and Mary are talking about the animals in the picture.

Work in pairs. Ask and answer questions about animals.



Unit 9

FRUIT






Listening A

Tapescript 9.1

Zury is putting his favourite fruit into the basket.

Listen and tick  the fruit you hear. There is one example.



Quick Check

Check your answers and tick  Zury's shopping basket.

1.



2.





Peer assessment

Exchange your books with your deskmates'. Check each other's answers and put a tick ✓ or a cross ✗.

Name and surname:

CHECKLIST

My friend can hear

bananas



grapes



apples



watermelons



peaches















Listening B

Tapescript 9.2

Nora and Tom are talking about fruit.

Listen and put a tick .



Name and surname:

	 bananas	 watermelons	 grapes
 Nora	 <input type="checkbox"/>  <input type="checkbox"/>	 <input type="checkbox"/>  <input type="checkbox"/>	 <input type="checkbox"/>  <input type="checkbox"/>



Self-assessment


Check your answers and circle  Nora's favourite fruit.






Speaking A

Mary is talking about fruit.


Draw  the fruit you like and don't like. Talk about your plates.



Hello, I am Mary.
I like bananas. I don't like apples.



I like



I don't like





Listening C

Tapescript 9.3

Zury and his friends are decorating a cake.

Listen and draw lines . There is one example.

One of the statements is extra.

a. look at the strawberries

b. give me an apple

c. touch the grapes

d. Let's decorate it

e. cut the banana

Mary: Our cake looks yummy. (1) - - - -.

Zury, (2) - - - -, please.

Zury: Sure. Here you are.

Mary: Tom, (3) - - - -, please. Are they fresh?

Tom: Of course, Mary.

Mary: Harry, (4) - - - -, please.

Harry: Sure.







Self-assessment

Check your answers and put a tick ✓.

Name and surname:

CHECKLIST

I can hear

		
let's decorate it	<input checked="" type="checkbox"/>	<input type="checkbox"/>
look at the strawberries	<input type="checkbox"/>	<input type="checkbox"/>
cut the banana	<input type="checkbox"/>	<input type="checkbox"/>
give me an apple	<input type="checkbox"/>	<input type="checkbox"/>





Speaking B



Go to page 169

Mary and Zury are decorating a cake.

Work in pairs. Give instructions to each other and decorate your cake.



Useful language

Cut - - - -.

Give - - - -.

Show - - - -.

OK!

Sure.

Of course.

Unit 10

ANIMALS

Hey kids! Welcome my home.
They are my friends.





Listening A

Tapescript 10.1

Animals are introducing themselves to the kids.


Listen and number ~~1~~ the correct animals. There is one example.

One of the animals is extra.





Peer assessment

Exchange your books with your deskmates'. Check each other's answers and put a tick .

Name and surname:

CHECKLIST

My friend can hear

		
a kangaroo	<input checked="" type="checkbox"/>	<input type="checkbox"/>
a lion	<input type="checkbox"/>	<input type="checkbox"/>
an owl	<input type="checkbox"/>	<input type="checkbox"/>
a monkey	<input type="checkbox"/>	<input type="checkbox"/>
a duck	<input type="checkbox"/>	<input type="checkbox"/>





Listening B

Tapescript 10.2

Animals and kids are talking to each other.

Listen and draw lines . There is one example.
One of the pictures is extra.

Name and surname:

1.



2.



3.



4.




a.



b.




c.



d.



e.





Tom is telling his friends about a frog.

Choose an animal. Make your mask and tell your friends about it.



Hello! I am a frog.
I can jump. I can't fly.







Speaking B





Go to page 183

Jack is talking about animals.

Stick  the animals to the table below. Say the animals you like and don't like.



I like kangaroos. I don't like spiders.

Your name	-----			
 I like				
 I don't like				



Listening C

Tapescript 10.3

Tom and Nora are talking about some actions.

Listen and put a tick ✓ or a cross ✗.



Tom

☐☐

Nora

☐☐




Self-assessment



Go to page 185

Check your answers and stick  the pictures to the correct places.

















Speaking C

Zury can do the activities in the table. Emily and Harry are talking about these activities.

Work in pairs. Ask and answer questions about the activities in the table.



	Your friend	
		
		
		
		




CRAFTS

Unit 2 Friends / Speaking A



Unit 3 In the Classroom / Speaking B



Unit 4 Numbers / Speaking B

Student A

Shopping list

☐



☐




☐



☐








☐



Unit 4 Numbers / Speaking B

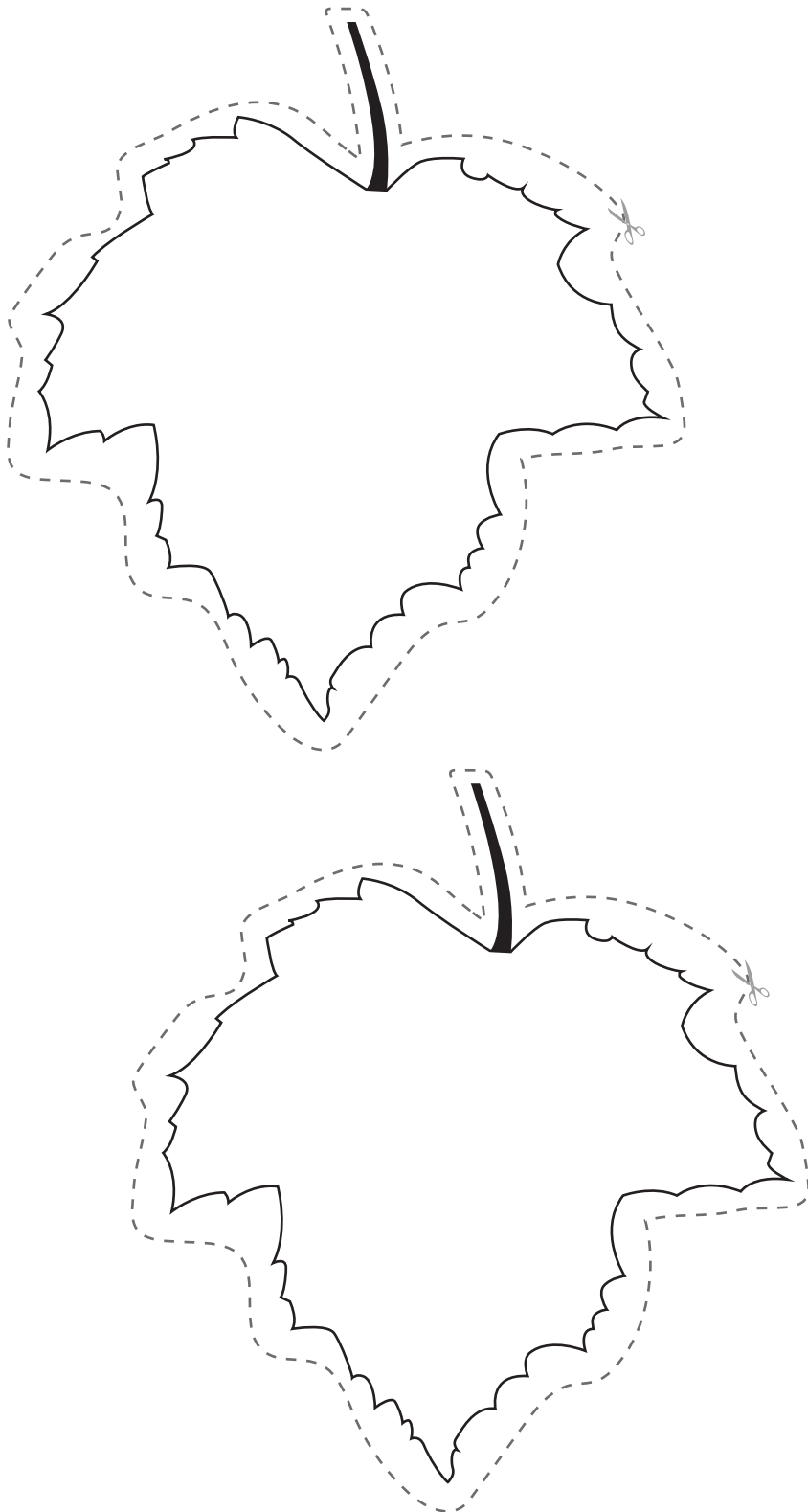
Student B

Shopping list

- ☐ 
- ☐ 
- ☐ 
- ☐ 
- ☐ 

Unit 5 Colours / Speaking B

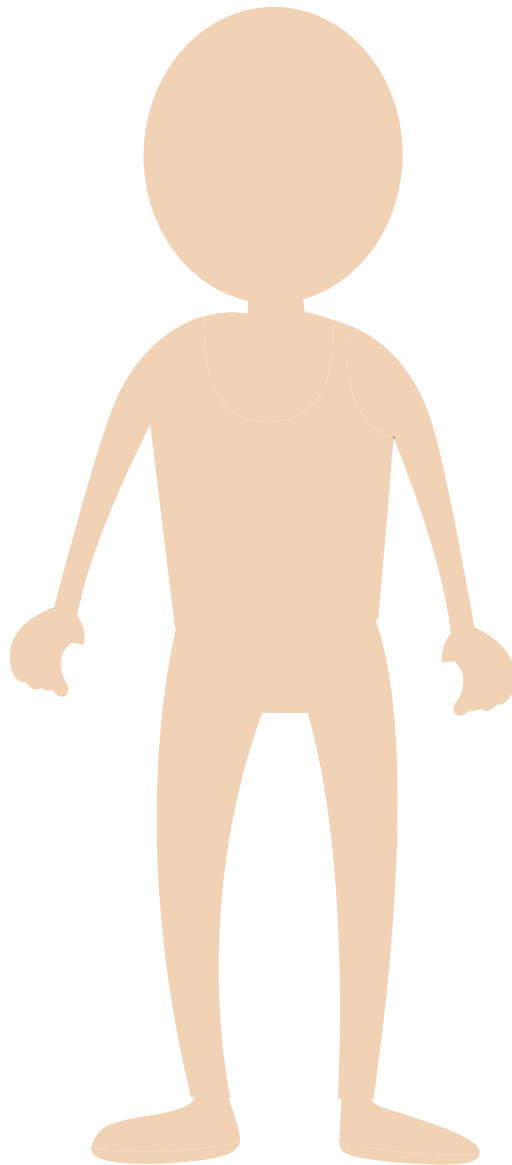


Unit 6 At the playground / Listening B






Unit 7 Body parts / Speaking C

Name:




Unit 8 Pets / Listening B



Unit 8 Pets / Speaking A

Picture A

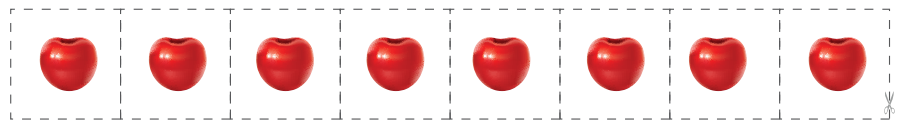
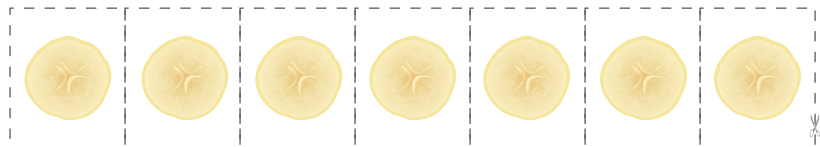

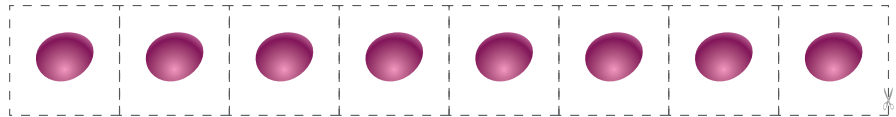
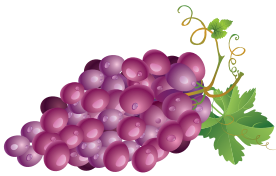
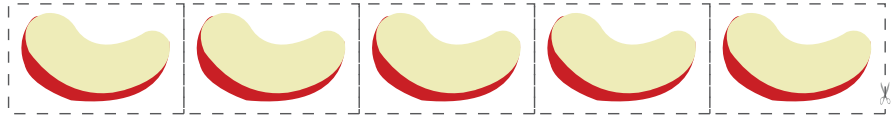


Unit 8 Pets / Speaking A


Picture B



Unit 9 Fruit / Speaking B




Unit 10 Animals / Speaking A



Kangaroo

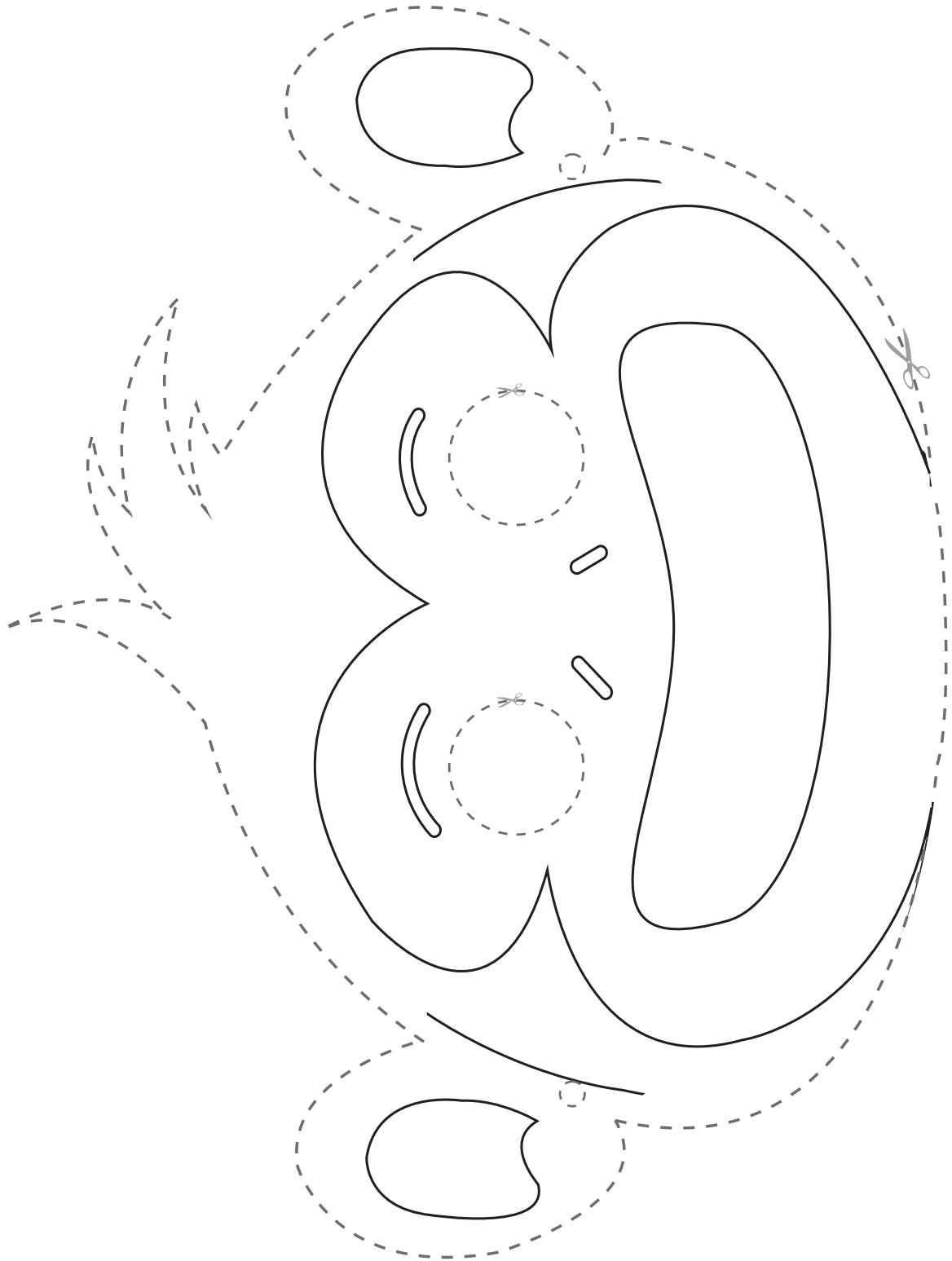


Unit 10 Animals / Speaking A



Lion


Unit 10 Animals / Speaking A



Monkey



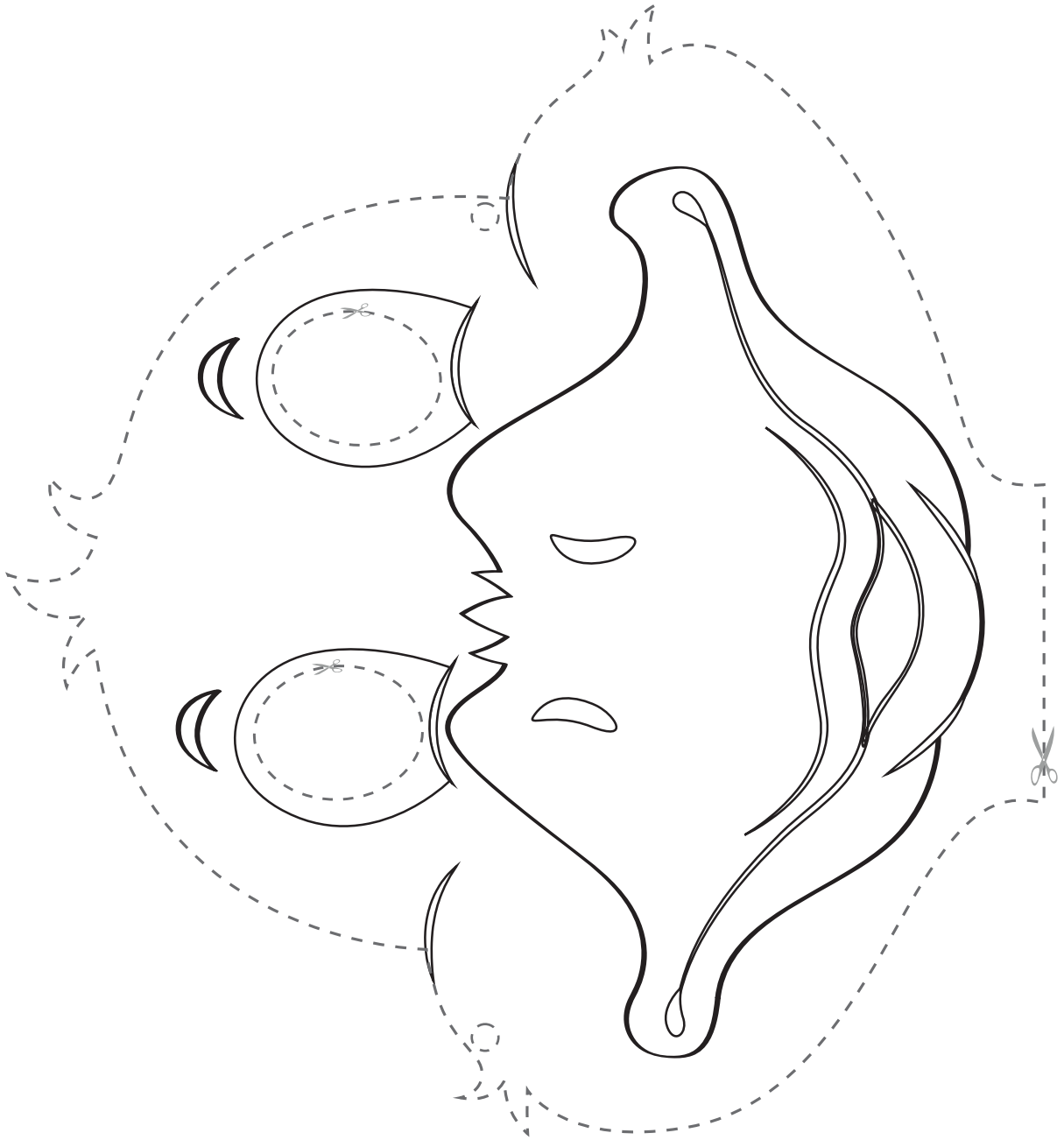
Unit 10 Animals / Speaking A



Owl




Unit 10 Animals / Speaking A



Duck





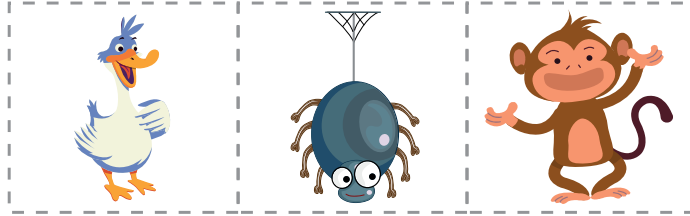
Unit 10 Animals / Speaking A



Create your mask



Unit 10 Animals / Speaking B



Unit 10 Animals / Self-assessment







Sevgili arkadaşım,

Yolculuğumuzun sonuna geldik.
Bu macerada bana eşlik ettiğin için
teşekkür ederim.

Şimdi hayal gücünü kullanma sırası
sende. Kitabımızla ilgili çizeceğin
resimleri

odsgm_zurysd@meb.gov.tr adresi
üzerinden bana gönderebilirsin.
Yeni maceralarda görüşmek üzere.


Sevgiler,
Zury











Click here



for Zury's song