

Grade 3

Unit 9

Weather



Function:

- Describing the weather



Editörler


Prof. Dr. Paşa Tevfik CEPHE
Prof. Dr. Kemal Sinan ÖZMEN
Prof. Dr. Cem BALÇIKANLI

Yazarlar

Fatma DEMİRCAN
Gonca AKISKALI
Aysel BERKET
Ferdî GÜNAY

Görsel Tasarım Uzmanları

Tolga TANYEL
Nafize AĞIR
Bahadır UYSAL

Function 1 Speaking 	
Grade	3 (A1)
Function	Describing the weather
Skills	Speaking (warm up) Listening for specific information Speaking (fluency)
Duration	30 minutes
Materials Required	<p>'How is the weather?' song from eba.gov.tr Copy the given link in red and then paste it on the address bar. http://www.eba.gov.tr/embed.php?type=v&id=1826528912af0487d40bda5604fdbb0ca62e4fc374003</p> <p>Worksheet in Appendix A Worksheet in Appendix B Different clothing items</p>
Aims	<p>To identify different weather conditions To talk about weather conditions</p>
Procedures	<ol style="list-style-type: none"> 1. The teacher asks lead in questions. 2. The students watch the video and they are expected to match the weather conditions with the pictures. 3. The teacher plays the video again and asks students to tick the weather condition they don't hear in the song. 4. In Speaking a, the teacher asks the students to ask and answer questions as in the example using the prompts. In Speaking b, the students are going to make dialogues similar to the sample dialogue using the cards below. 5. In this part, the teacher asks the students to focus on the Spotlight. 6. In the project part, the students are expected to choose a weather condition, prepare a poster about it and bring some clothing items to the classroom. The teacher asks them to present their posters and clothing items to their classmates.

Appendix A

Lead in

Answer the questions.

Where do you live?

Is it hot or cold now?



Listening

a. Listen to the “How is the weather?” song and match the pictures with the weather conditions.

1. sunny

2. rainy

3. windy

4. snowy


5. cloudy



a




b



c



d




e

b. Listen again and tick ☐ the weather condition you don't hear.




1.



2.




3.



4.



5.



6.

Speaking



a. Ask and answer questions.
Use the prompts.

Is it rainy in deserts?

No. It's hot and sunny.



desert



rainforest



North pole




beach



b. Ask and answer questions.
Use the prompts.

How is the weather in
Ankara?

It's cold and snowy
in Ankara.




Ankara



Florida



Alaska



London



Miami

Appendix B

Spotlight

How do you feel now?
What do you do when you feel sick?

under the weather



Project

**Make a poster about clothing in a weather condition.
Bring clothing items about this weather condition to the classroom.
Present them to your classmates.**

It's rainy and wet.



The Key

Function 1 Appendix A

Listening a

1. e
2. b
3. d
4. a
5. c

Listening b

3. foggy

References

(2018) İngilizce Dersi Öğretim Programı (İlkokul ve Ortaokul 2,3,4,5,6,7 ve 8. sınıflar). **Ankara: MEB**

Visual References

<u>Name</u>	<u>Date</u>	<u>Pages</u>	<u>Web pages</u>
shutterstock_1047211165	28.07.2020	5	https://www.shutterstock.com/tr/image-vector/cute-cartoon-boy-girl-sport-clothes-1047211165